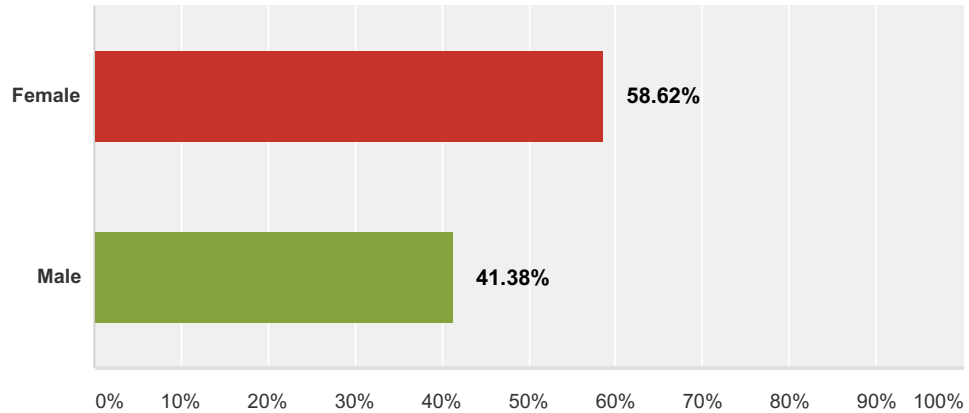


Q1 A postcard was mailed to your home containing your Unique Survey Code, a six (6) character alphanumeric code. Please input this six (6) character code.

Answered: 858 Skipped: 0

Q2 What is your gender?

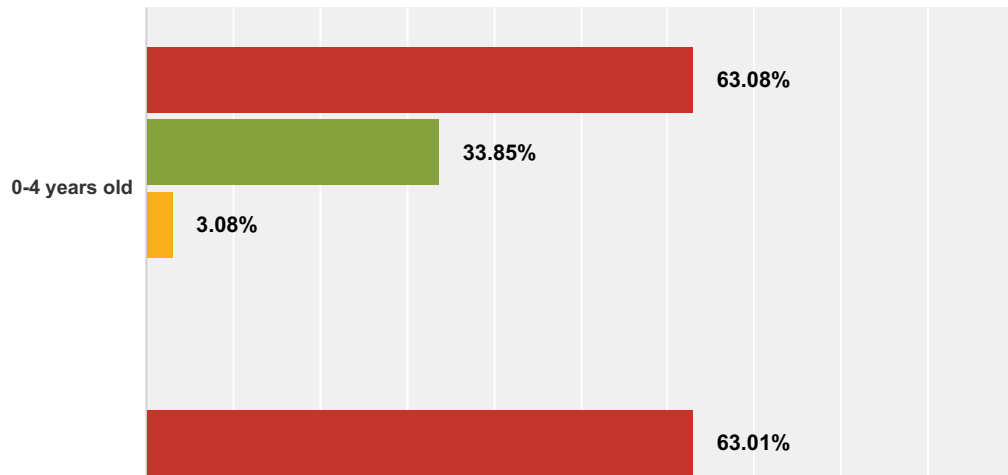
Answered: 858 Skipped: 0



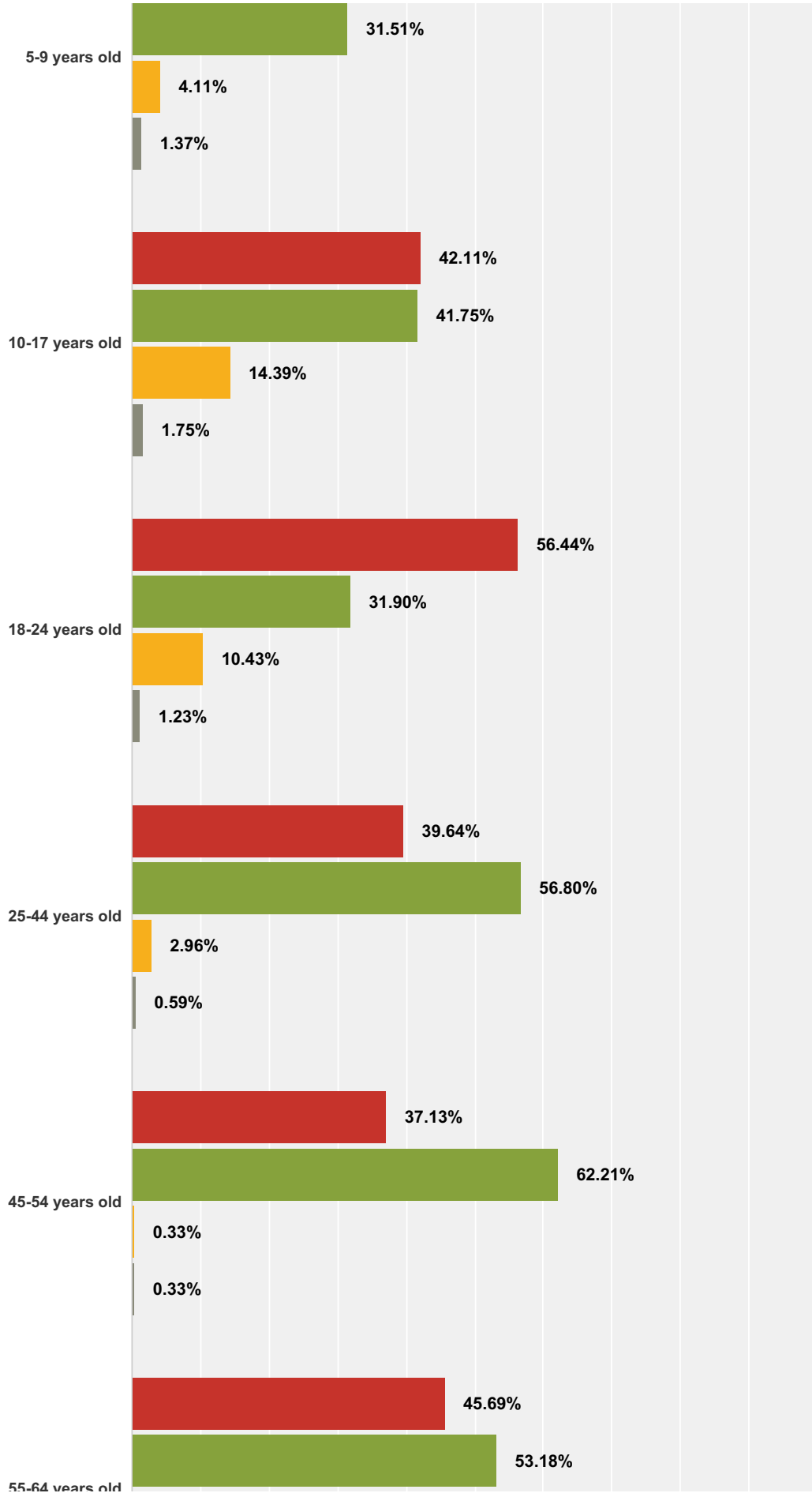
Answer Choices	Responses	Count
Female	58.62%	503
Male	41.38%	355
Total		858

Q3 Below are age ranges. Please indicate the number of persons in your household in each applicable age range.

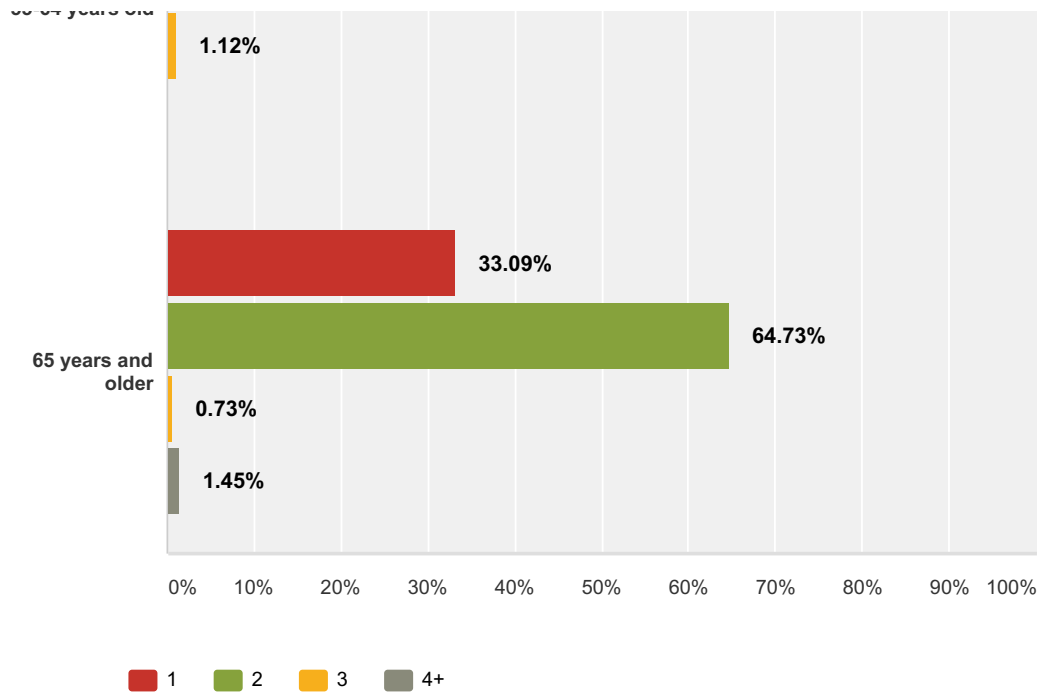
Answered: 858 Skipped: 0



Winnetka Caucus Council 2014 Survey



Winnetka Caucus Council 2014 Survey

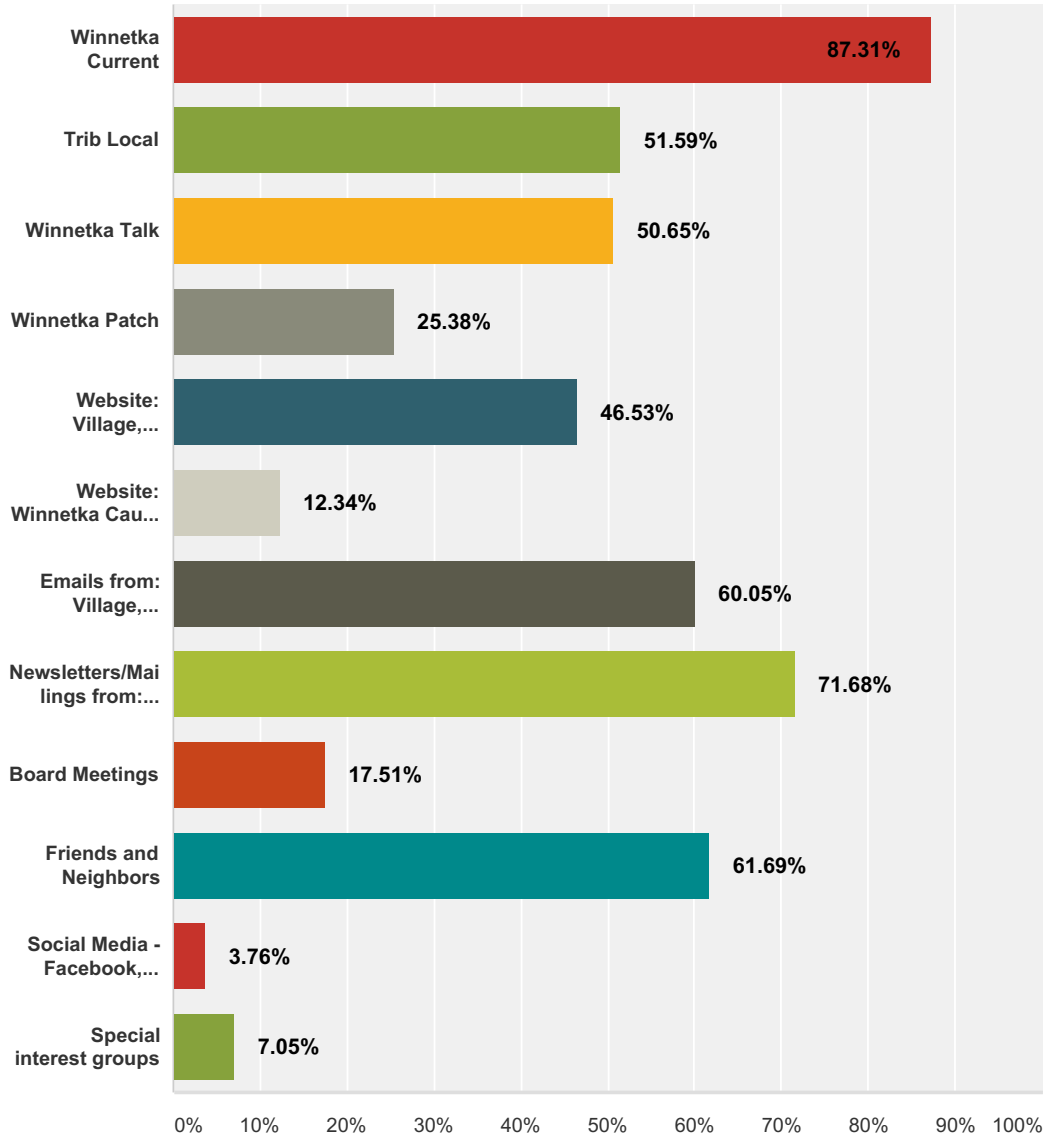


	1	2	3	4+	Total
0-4 years old	63.08% 41	33.85% 22	3.08% 2	0.00% 0	65
5-9 years old	63.01% 92	31.51% 46	4.11% 6	1.37% 2	146
10-17 years old	42.11% 120	41.75% 119	14.39% 41	1.75% 5	285
18-24 years old	56.44% 92	31.90% 52	10.43% 17	1.23% 2	163
25-44 years old	39.64% 67	56.80% 96	2.96% 5	0.59% 1	169
45-54 years old	37.13% 114	62.21% 191	0.33% 1	0.33% 1	307
55-64 years old	45.69% 122	53.18% 142	1.12% 3	0.00% 0	267
65 years and older	33.09% 91	64.73% 178	0.73% 2	1.45% 4	275

Q4 What is your source for information about current events and key issues in our village?(Check ALL that apply)

Answered: 851 Skipped: 7

Winnetka Caucus Council 2014 Survey



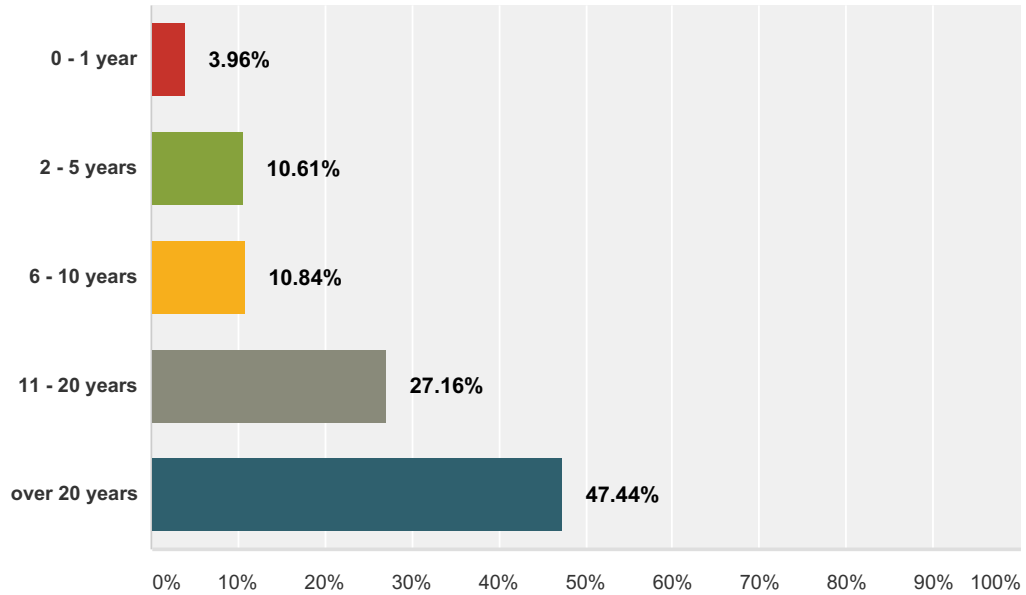
Answer Choices	Responses	
Winnetka Current	87.31%	743
Trib Local	51.59%	439
Winnetka Talk	50.65%	431
Winnetka Patch	25.38%	216
Website: Village, Schools, Parks and/or Library	46.53%	396
Website: Winnetka Caucus Council	12.34%	105
Emails from: Village, Schools, Parks and/or Library	60.05%	511
Newsletters/Mailings from: Village, Schools, Parks and/or Library	71.68%	610
Board Meetings	17.51%	149
Friends and Neighbors	61.69%	525

Winnetka Caucus Council 2014 Survey

Social Media - Facebook, Twitter	3.76%	32
Special interest groups	7.05%	60
Total Respondents: 851		

Q5 How many years have you lived in your community?

Answered: 858 Skipped: 0

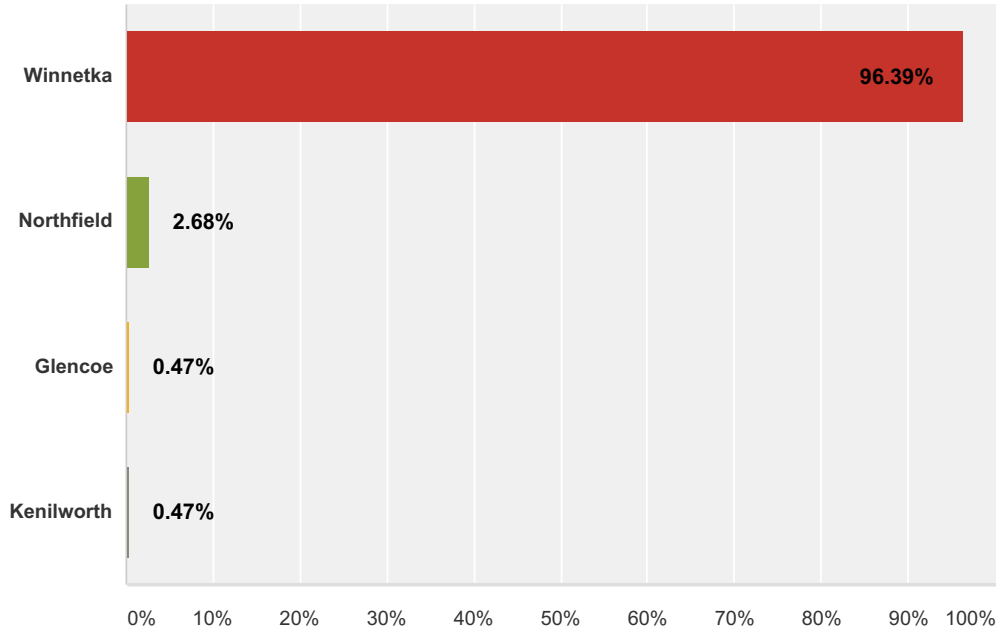


Answer Choices	Responses	Count
0 - 1 year	3.96%	34
2 - 5 years	10.61%	91
6 - 10 years	10.84%	93
11 - 20 years	27.16%	233
over 20 years	47.44%	407
Total		858

Q6 I am a resident of:

Answered: 858 Skipped: 0

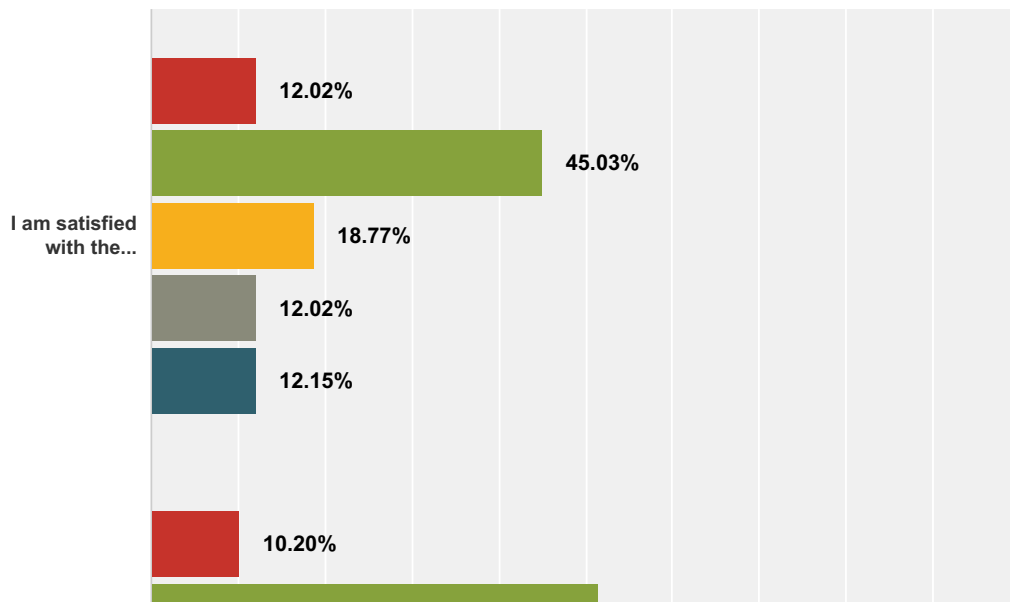
Winnetka Caucus Council 2014 Survey



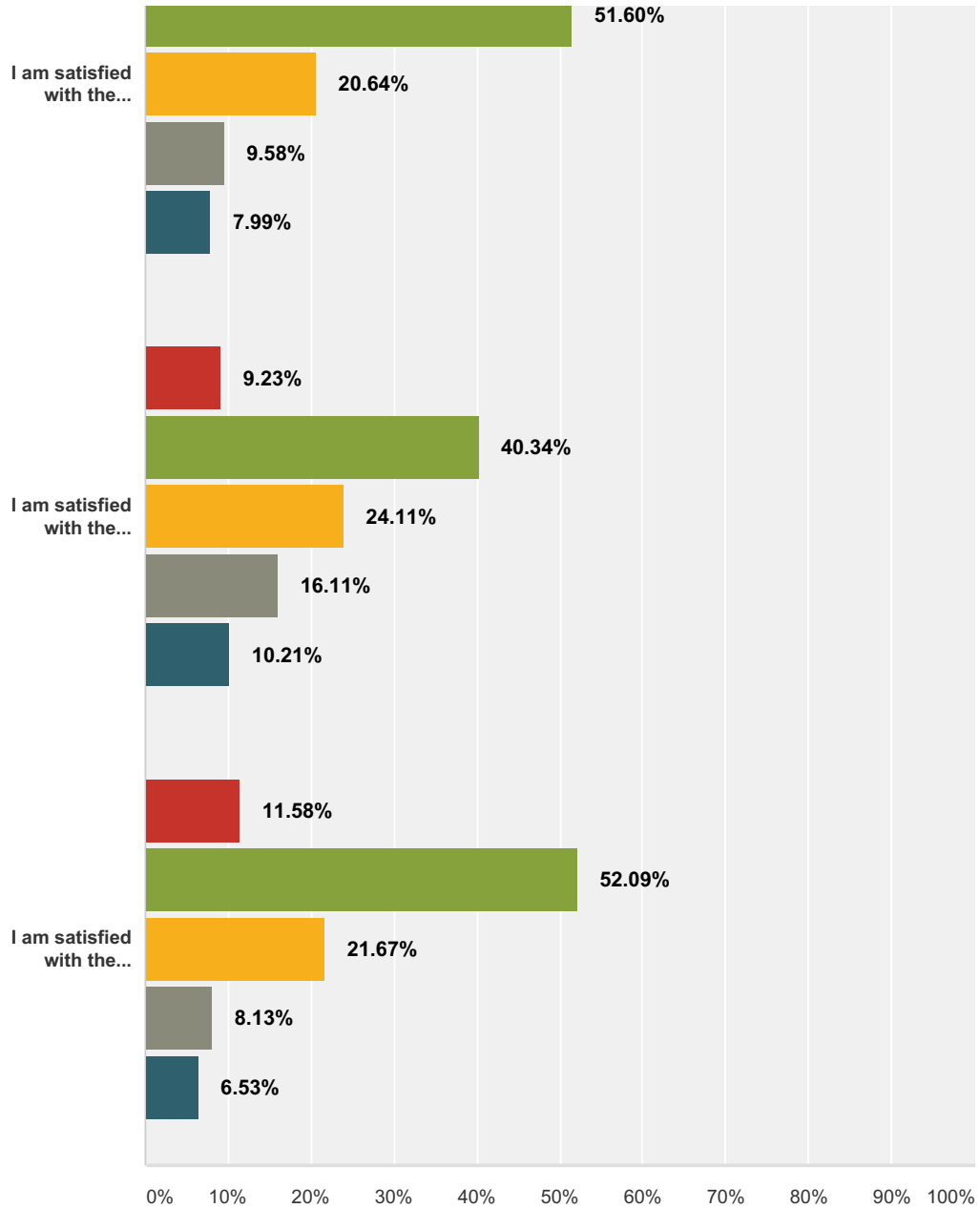
Answer Choices	Responses	
Winnetka	96.39%	827
Northfield	2.68%	23
Glencoe	0.47%	4
Kenilworth	0.47%	4
Total		858

Q7 Please indicate your satisfaction with the following as they relate to our Village Council:

Answered: 818 Skipped: 40



Winnetka Caucus Council 2014 Survey

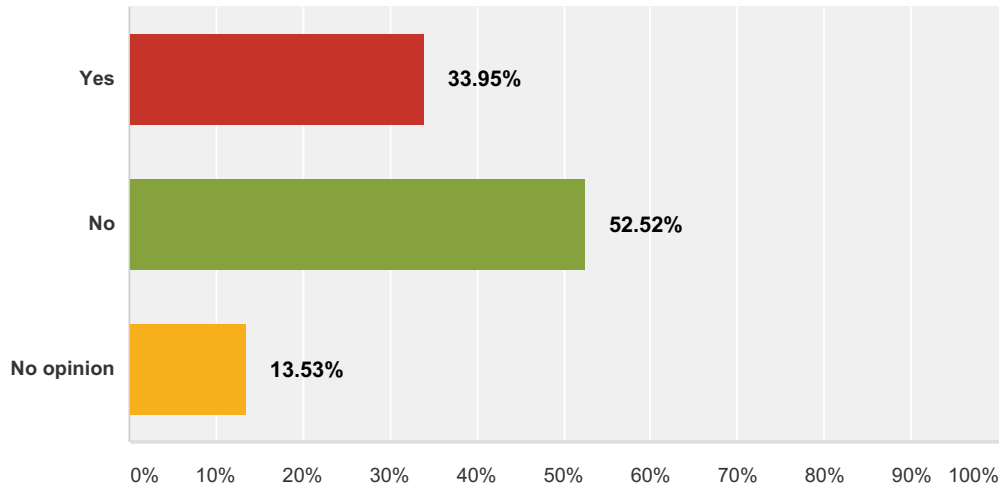


■ Strongly Agree
 ■ Agree
 ■ Disagree
 ■ Strongly Disagree
■ Don't Know or No Opinion

	Strongly Agree	Agree	Disagree	Strongly Disagree	Don't Know or No Opinion	Total
I am satisfied with the financial management of the Village of Winnetka.	12.02% 98	45.03% 367	18.77% 153	12.02% 98	12.15% 99	815
I am satisfied with the Village Council's communications regarding financial issues.	10.20% 83	51.60% 420	20.64% 168	9.58% 78	7.99% 65	814
I am satisfied with the overall performance of the Village Council.	9.23% 75	40.34% 328	24.11% 196	16.11% 131	10.21% 83	813
I am satisfied with the overall communications from the Village Council.	11.58% 94	52.09% 423	21.67% 176	8.13% 66	6.53% 53	812

Q8 Do you think the term of service for a Village Trustee or President should be more than 2-years (i.e., increased to 3 or 4 years).

Answered: 813 Skipped: 45

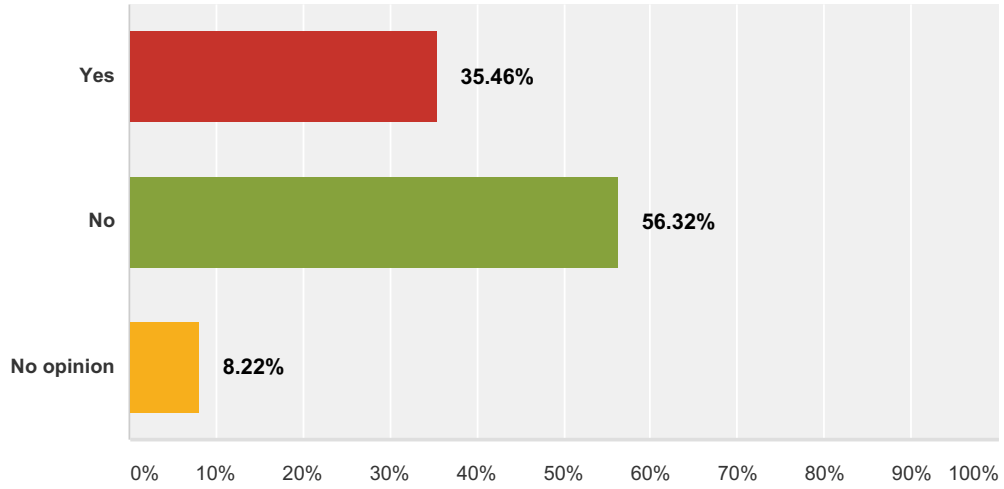


Answer Choices	Responses	
Yes	33.95%	276
No	52.52%	427
No opinion	13.53%	110
Total		813

Q9 Do you think a Village Trustee or President member should have the opportunity to serve for more than two consecutive, 2-year terms (i.e., The Winnetka Caucus should changes its rules to allow candidates to be slated for more than 2 consecutive, 2-year terms).

Answered: 815 Skipped: 43

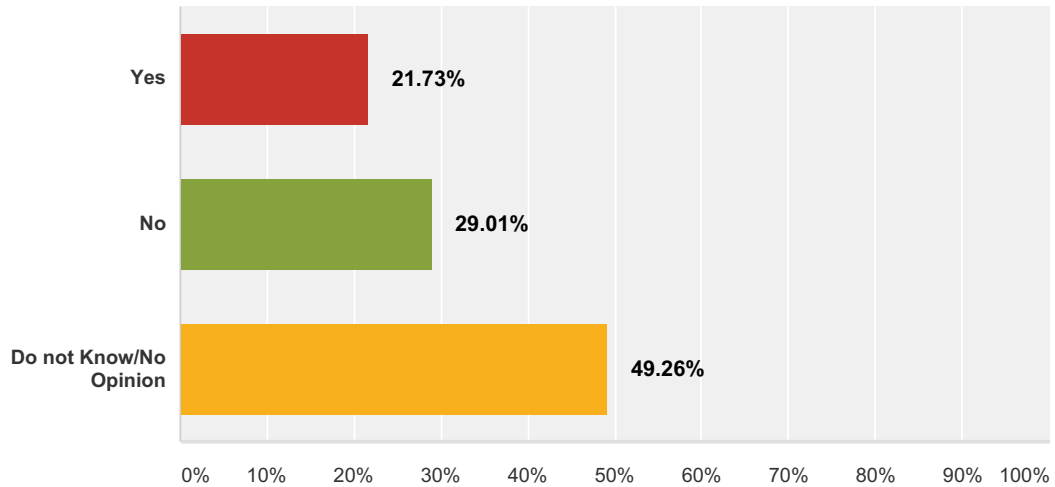
Winnetka Caucus Council 2014 Survey



Answer Choices	Responses	Count
Yes	35.46%	289
No	56.32%	459
No opinion	8.22%	67
Total		815

Q10 Are the Village rules regarding building requirements clear and concise?

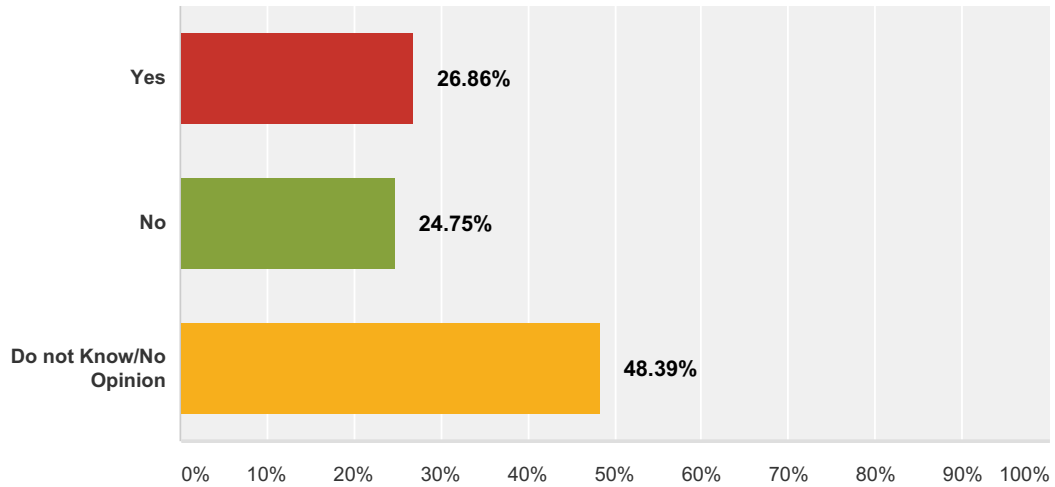
Answered: 810 Skipped: 48



Answer Choices	Responses	Count
Yes	21.73%	176
No	29.01%	235
Do not Know/No Opinion	49.26%	399
Total		810

Q11 Are the Village rules for obtaining a residential building permit clear and concise?

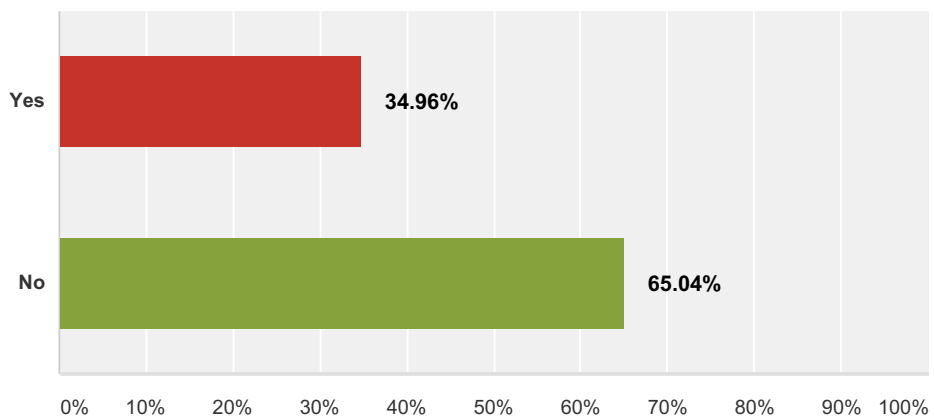
Answered: 808 Skipped: 50



Answer Choices	Responses
Yes	26.86% 217
No	24.75% 200
Do not Know/No Opinion	48.39% 391
Total	808

Q12 Have you applied for a building permit from the Village in the past 5 years?

Answered: 818 Skipped: 40



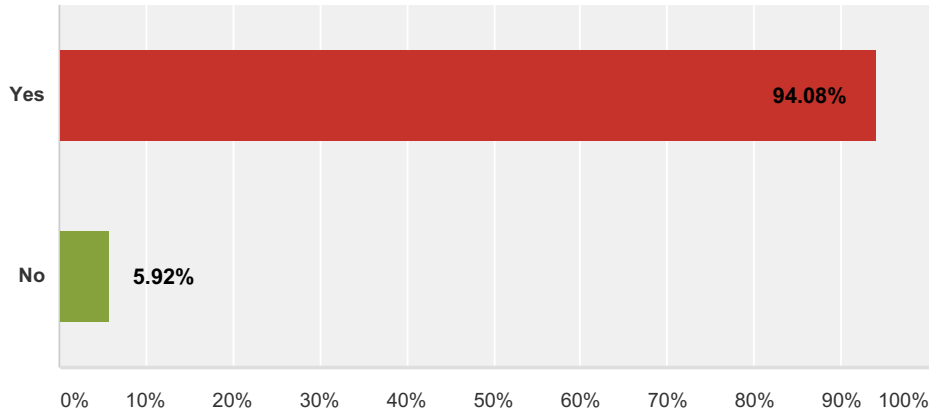
Answer Choices	Responses
Yes	34.96% 286

Winnetka Caucus Council 2014 Survey

No	65.04%	532
Total		818

Q13 If, after receiving the permit, did you move ahead and/or complete a remodeling or construction project in the past 5 years?

Answered: 287 Skipped: 571

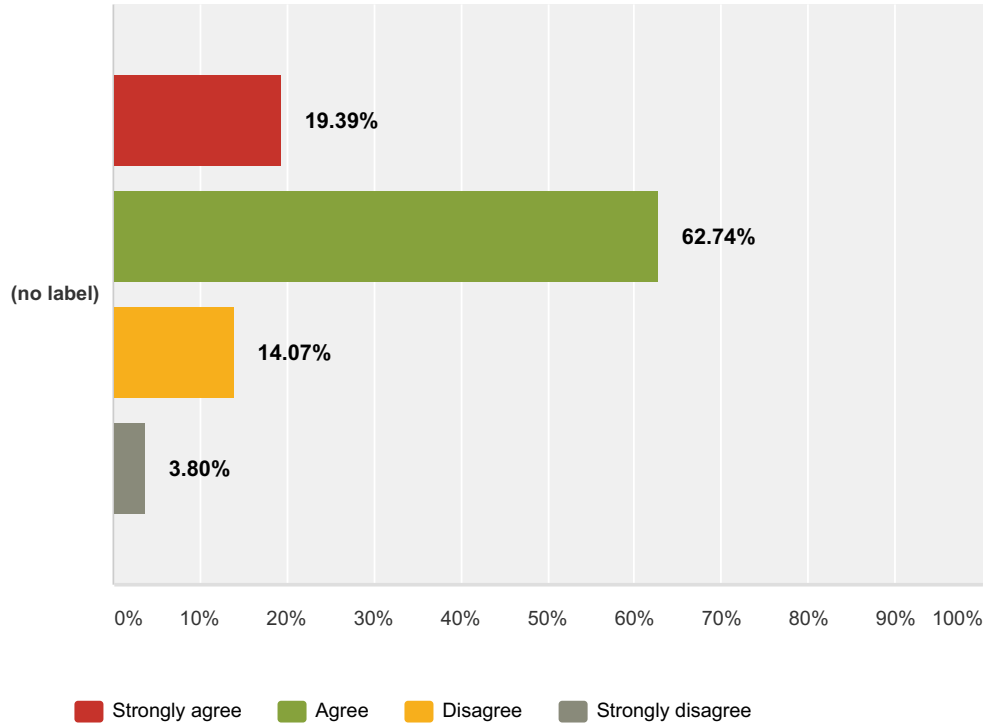


Answer Choices	Responses	
Yes	94.08%	270
No	5.92%	17
Total		287

Q14 The inspection was completed in a timely manner.

Answered: 263 Skipped: 595

Winnetka Caucus Council 2014 Survey

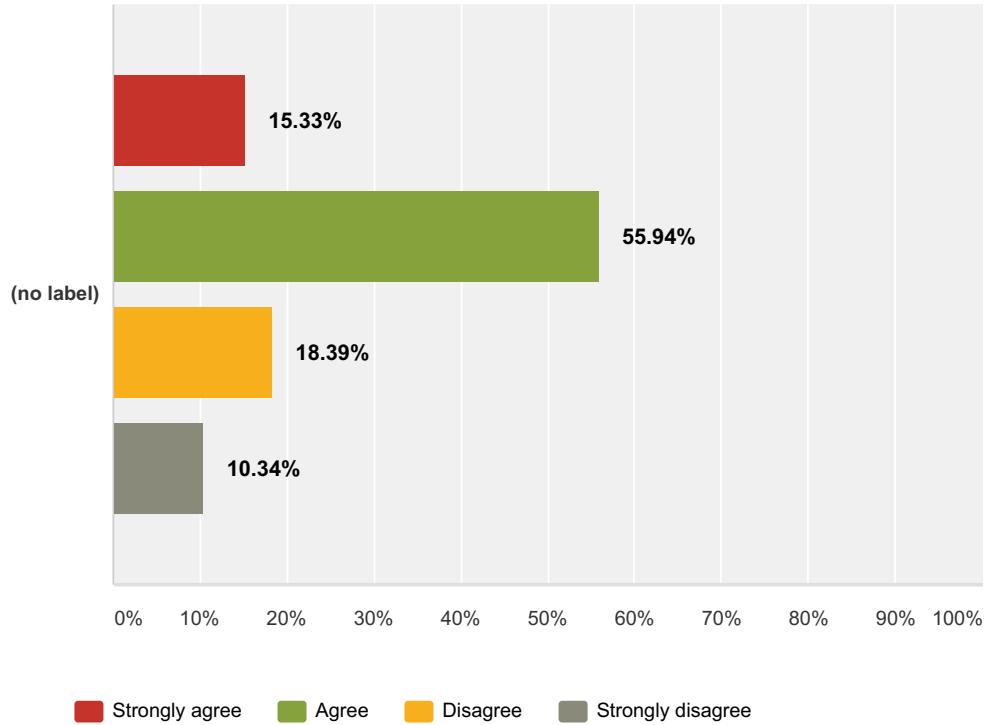


	Strongly agree	Agree	Disagree	Strongly disagree	Total	Average Rating
(no label)	19.39% 51	62.74% 165	14.07% 37	3.80% 10	263	2.98

Q15 The findings, requirements and commitments from the inspection were reasonable.

Answered: 261 Skipped: 597

Winnetka Caucus Council 2014 Survey

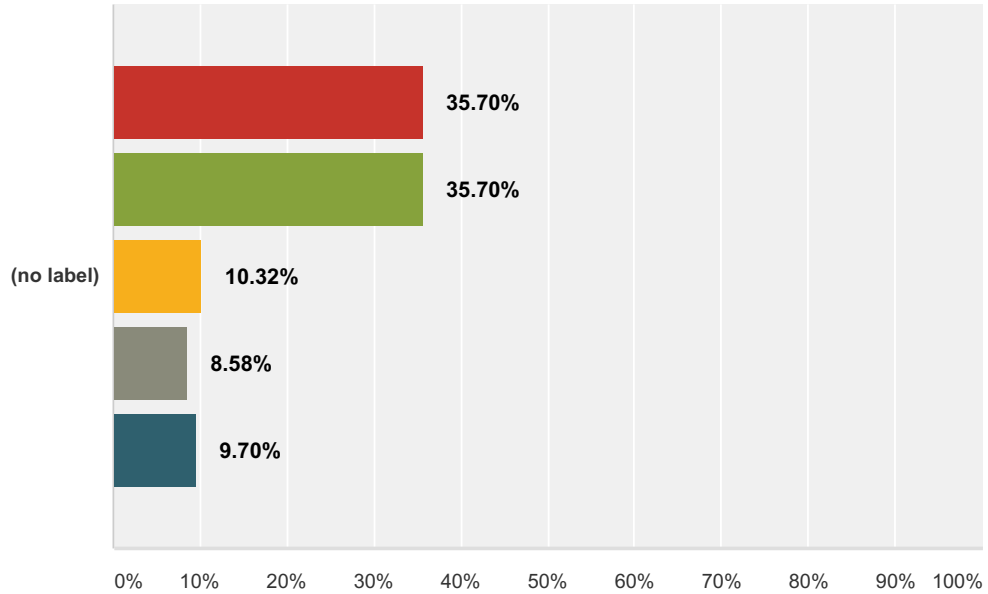


	Strongly agree	Agree	Disagree	Strongly disagree	Total	Average Rating
(no label)	15.33% 40	55.94% 146	18.39% 48	10.34% 27	261	2.76

Q16 Revise zoning classifications for commercial districts from a focus on business use to impact on the neighborhood/functionality.

Answered: 804 Skipped: 54

Winnetka Caucus Council 2014 Survey



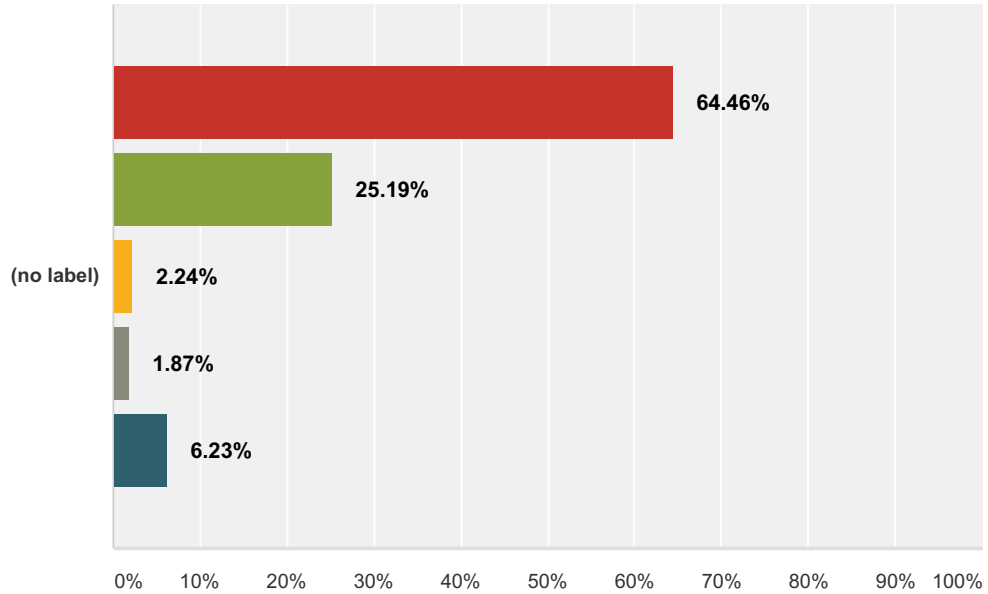
■ Completely agree
 ■ Somewhat agree
 ■ Somewhat disagree
■ Completely disagree
 ■ Don't Know/No Opinion

	Completely agree	Somewhat agree	Somewhat disagree	Completely disagree	Don't Know/No Opinion	Total	Average Rating
(no label)	35.70% 287	35.70% 287	10.32% 83	8.58% 69	9.70% 78	804	1.72

Q17 Adopt a more streamlined and transparent permitting and approval process for new businesses and create a point of contact to guide business owners through the process.

Answered: 802 Skipped: 56

Winnetka Caucus Council 2014 Survey



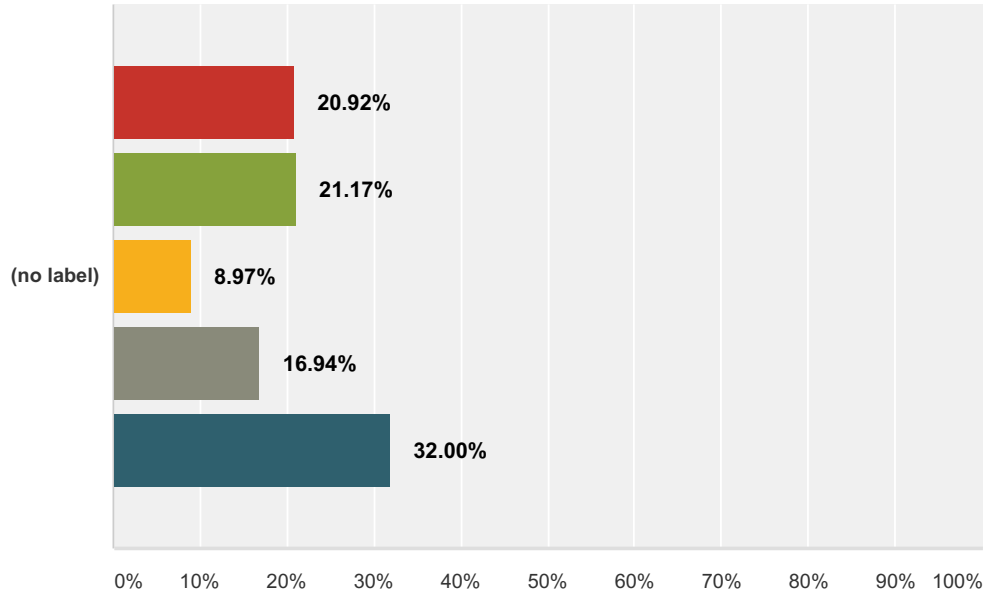
■ Completely Agree
 ■ Somewhat agree
 ■ Somewhat disagree
■ Completely disagree
 ■ Don't Know/No Opinion

	Completely Agree	Somewhat agree	Somewhat disagree	Completely disagree	Don't Know/No Opinion	Total	Average Rating
(no label)	64.46% 517	25.19% 202	2.24% 18	1.87% 15	6.23% 50	802	1.29

Q18 Increase height/density codes with offsetting setbacks in locations near Metra stations.

Answered: 803 Skipped: 55

Winnetka Caucus Council 2014 Survey



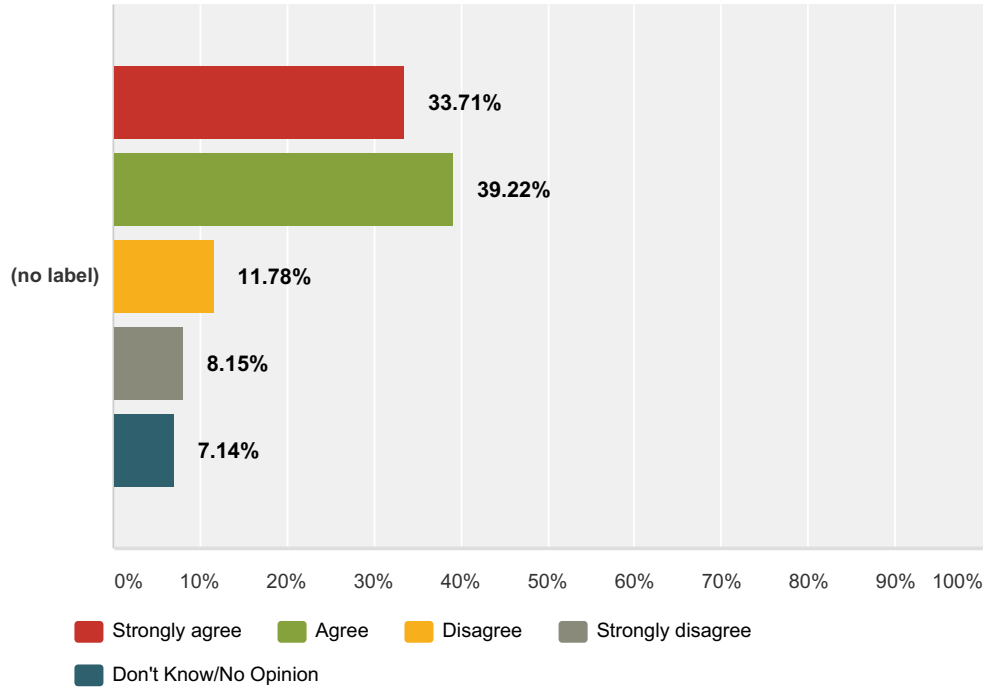
■ Completely agree
 ■ Somewhat agree
 ■ Somewhat disagree
■ Completely disagree
 ■ Don't Know/No Opinion

	Completely agree	Somewhat agree	Somewhat disagree	Completely disagree	Don't Know/No Opinion	Total	Average Rating
(no label)	20.92% 168	21.17% 170	8.97% 72	16.94% 136	32.00% 257	803	2.68

Q19 East/West Elm Street should be treated as one district and viewed as “downtown Winnetka” with shopping and dining the main focus.

Answered: 798 Skipped: 60

Winnetka Caucus Council 2014 Survey

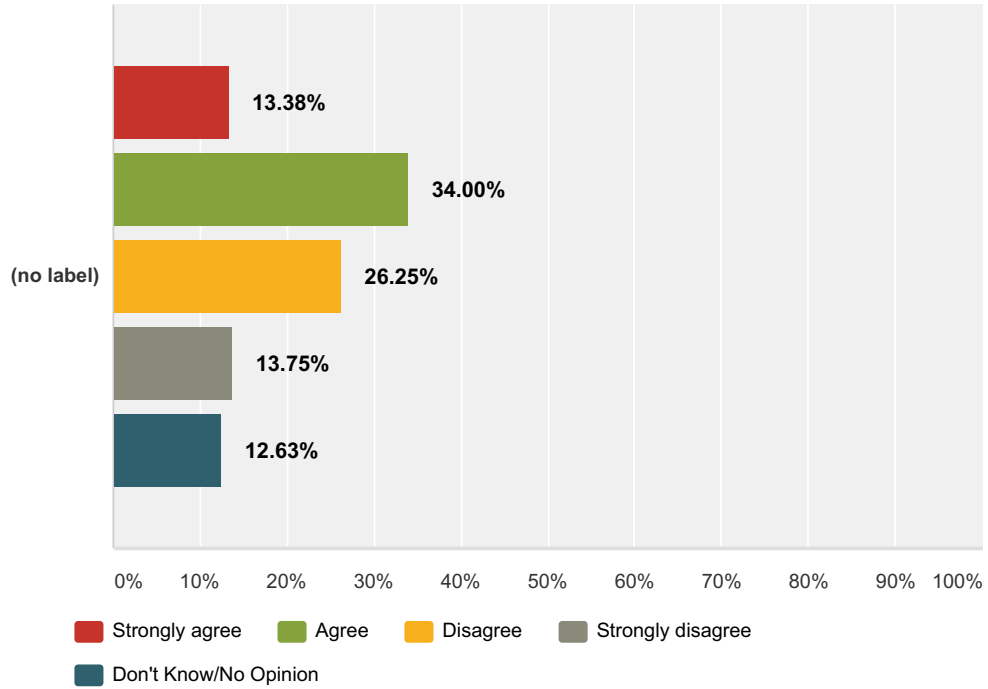


	Strongly agree	Agree	Disagree	Strongly disagree	Don't Know/No Opinion	Total	Average Rating
(no label)	33.71% 269	39.22% 313	11.78% 94	8.15% 65	7.14% 57	798	3.06

Q20 Hubbard Woods should be branded as the arts, cinema and design district, known for art and music festivals and outdoor movies in Hubbard Woods Park.

Answered: 800 Skipped: 58

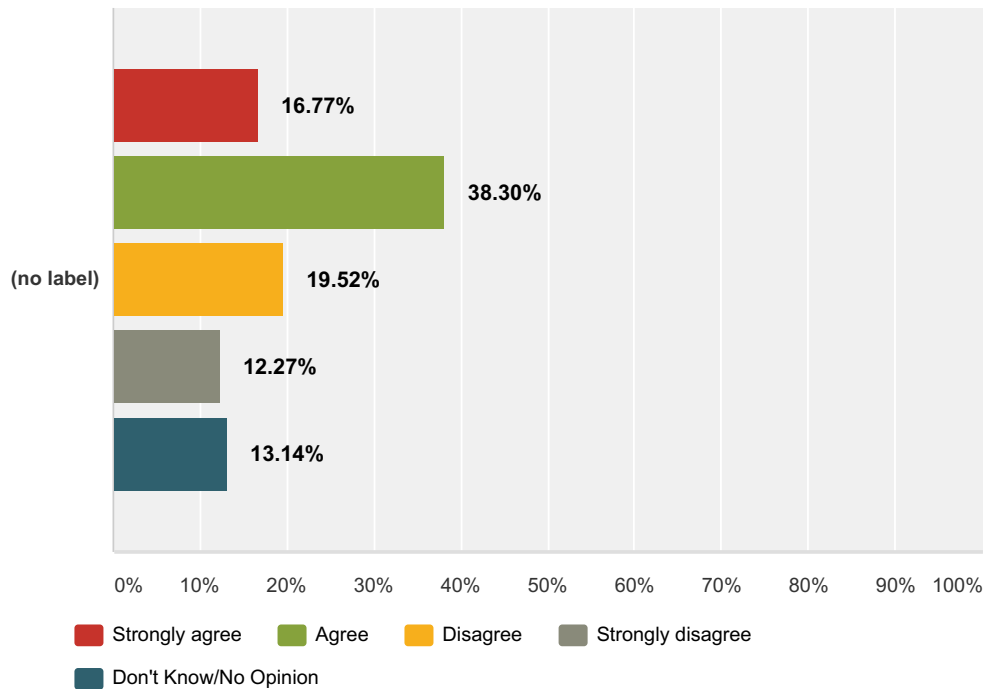
Winnetka Caucus Council 2014 Survey



	Strongly agree	Agree	Disagree	Strongly disagree	Don't Know/No Opinion	Total	Average Rating
(no label)	13.38% 107	34.00% 272	26.25% 210	13.75% 110	12.63% 101	800	2.54

Q21 Indian Hill should retain its auto-centric, teen focus and is not well suited for pedestrian shopping/dining.

Answered: 799 Skipped: 59

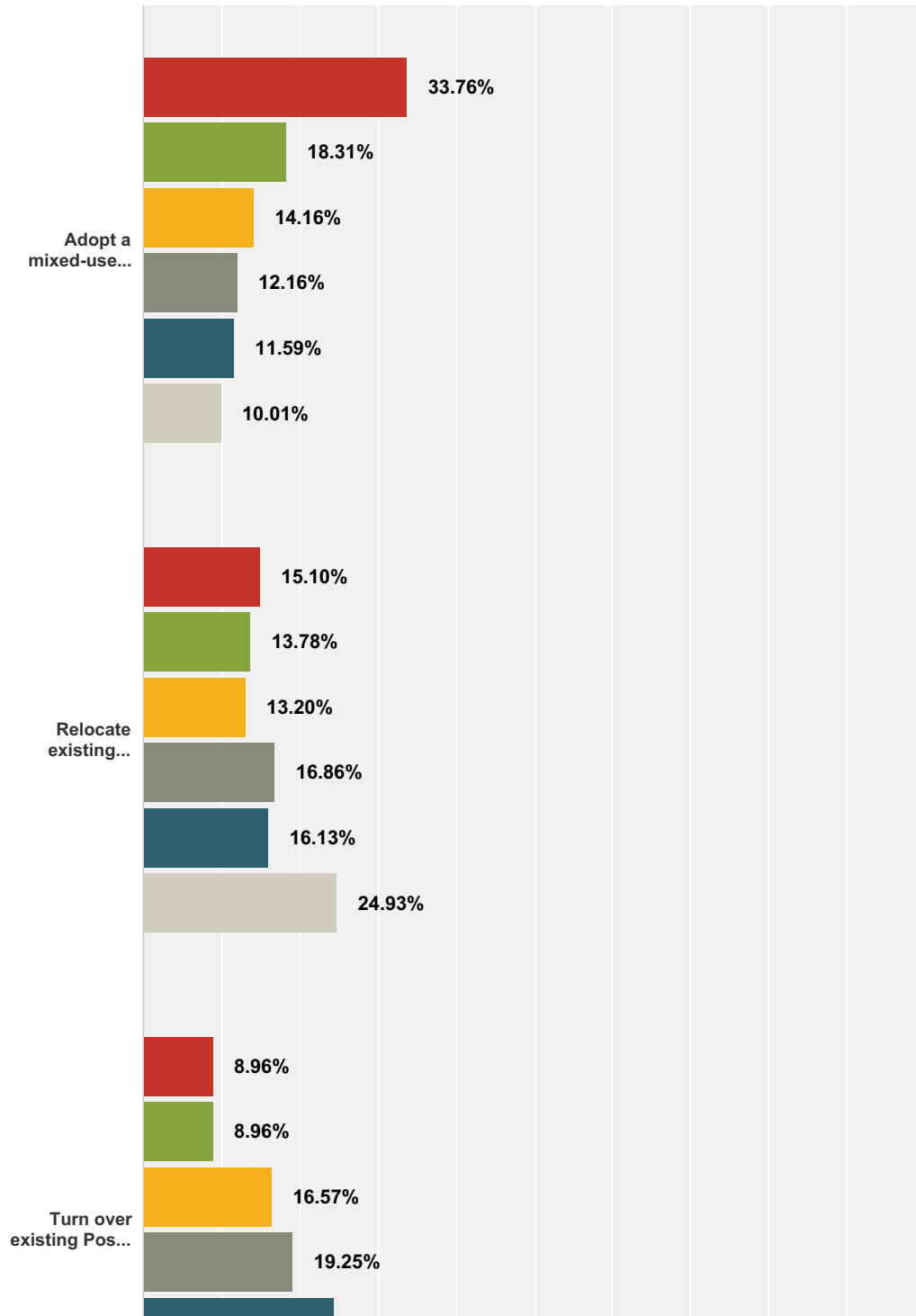


Winnetka Caucus Council 2014 Survey

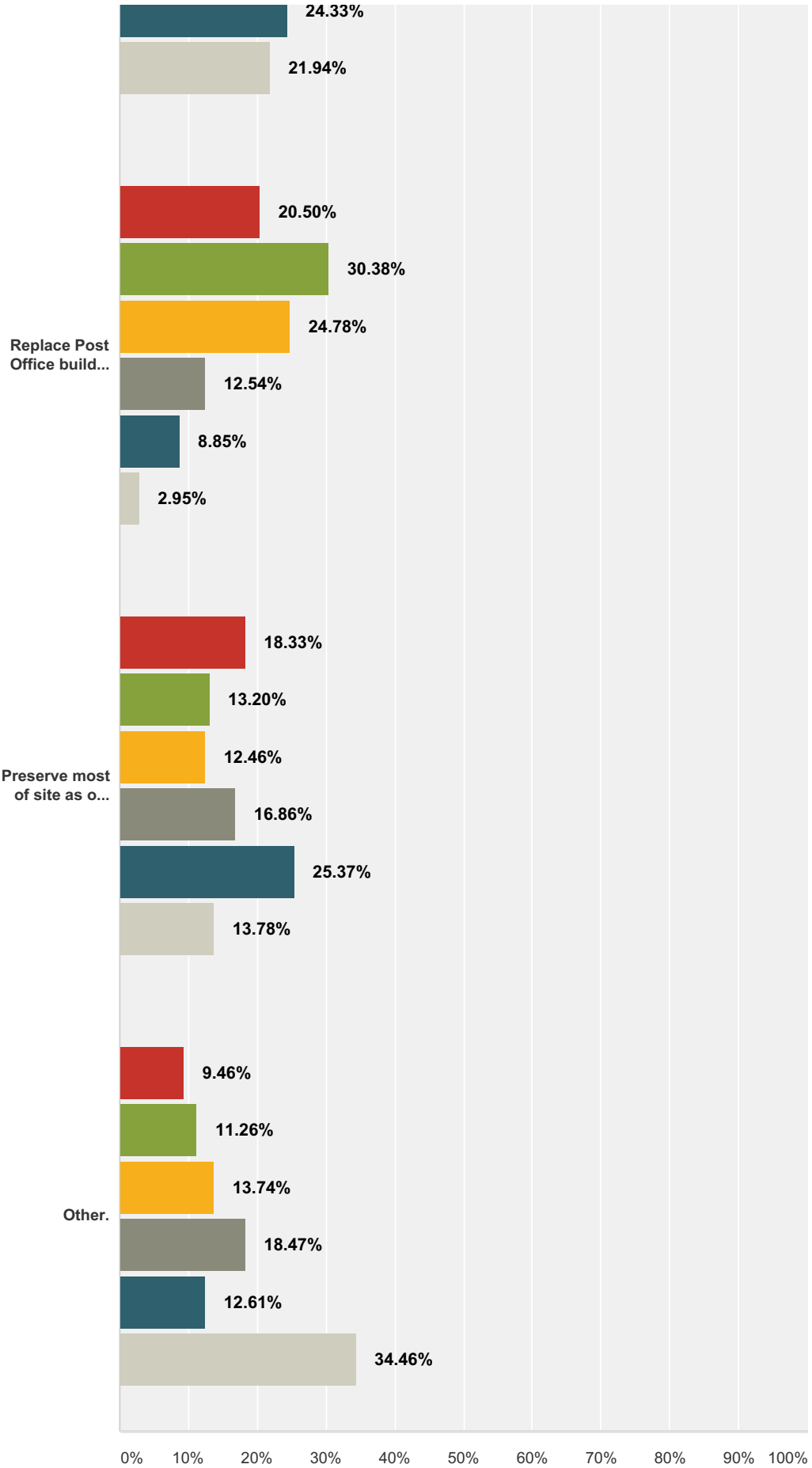
	Strongly agree	Agree	Disagree	Strongly disagree	Don't Know/No Opinion	Total	Average Rating
(no label)	16.77% 134	38.30% 306	19.52% 156	12.27% 98	13.14% 105	799	2.69

Q22 Please rank in order with one (1) being most preferred and six (6) least preferred as options you would like the Village to pursue with regard to this property.

Answered: 765 Skipped: 93



Winnetka Caucus Council 2014 Survey



Winnetka Caucus Council 2014 Survey

■ 1
 ■ 2
 ■ 3
 ■ 4
 ■ 5
 ■ 6

	1	2	3	4	5	6	Total
Adopt a mixed-use approach including underground parking and two-to-four story buildings at the corners of Elm and Oak with a pedestrian walkway connecting to Chestnut Court and open spaces between structures.	33.76% 236	18.31% 128	14.16% 99	12.16% 85	11.59% 81	10.01% 70	699
Relocate existing library and create a landscape corridor from Dwyer Park to the Village Hall. (Consistent with Bennett Plan of 1921.)	15.10% 103	13.78% 94	13.20% 90	16.86% 115	16.13% 110	24.93% 170	682
Turn over existing Post Office Building to a commercial tenant.	8.96% 60	8.96% 60	16.57% 111	19.25% 129	24.33% 163	21.94% 147	670
Replace Post Office building with similar-sized 10,000 SF retail space at Elm and Chestnut with a landscaped walkway to Chestnut Court down the center of the site and surface parking at the corner of Oak and Chestnut Streets.	20.50% 139	30.38% 206	24.78% 168	12.54% 85	8.85% 60	2.95% 20	678
Preserve most of site as open space.	18.33% 125	13.20% 90	12.46% 85	16.86% 115	25.37% 173	13.78% 94	682
Other.	9.46% 42	11.26% 50	13.74% 61	18.47% 82	12.61% 56	34.46% 153	444

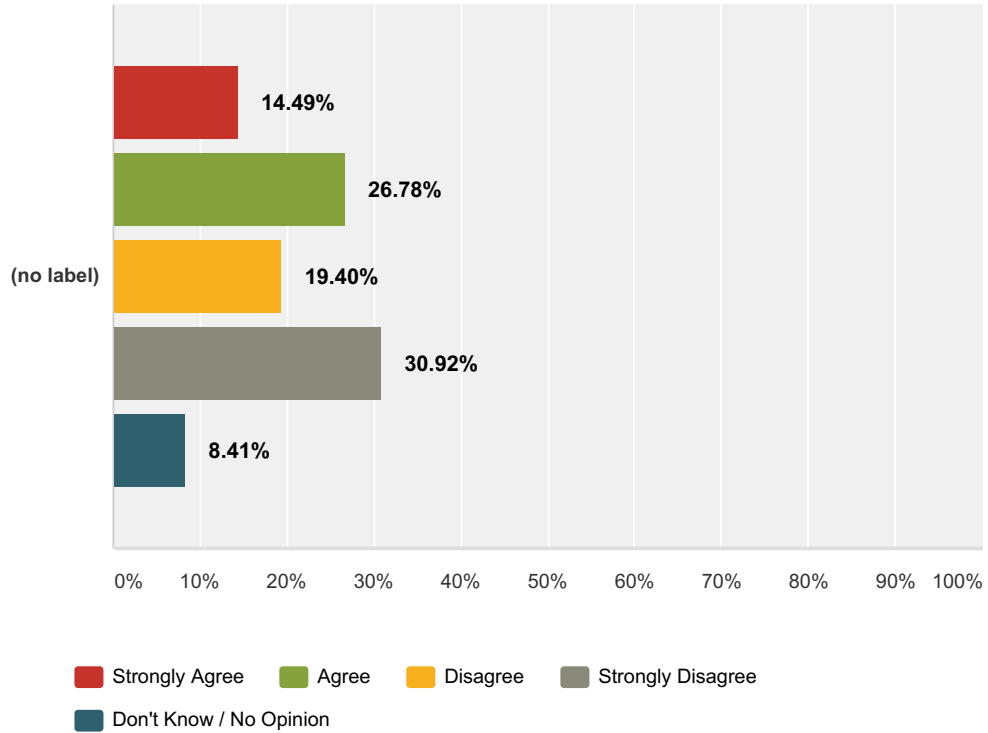
Q23 Comments about commercial development.

Answered: 302 Skipped: 556

Q24 Overall, I am satisfied with the Village Council's storm water plan.

Answered: 773 Skipped: 85

Winnetka Caucus Council 2014 Survey



	Strongly Agree	Agree	Disagree	Strongly Disagree	Don't Know / No Opinion	Total	Average Rating
(no label)	14.49% 112	26.78% 207	19.40% 150	30.92% 239	8.41% 65	773	2.27

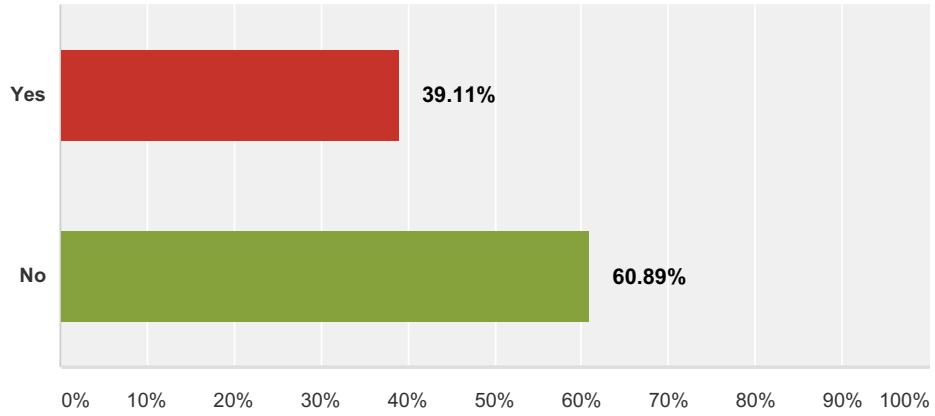
Q25 Please provide any additional comments you'd like to make about the Village of Winnetka:

Answered: 339 Skipped: 519

Q26 Within the past five years, has your household included any school age children (K-8) who were enrolled in Winnetka Public Schools (Crow Island, Greeley, Hubbard Woods, Skokie, Washburne)?

Answered: 785 Skipped: 73

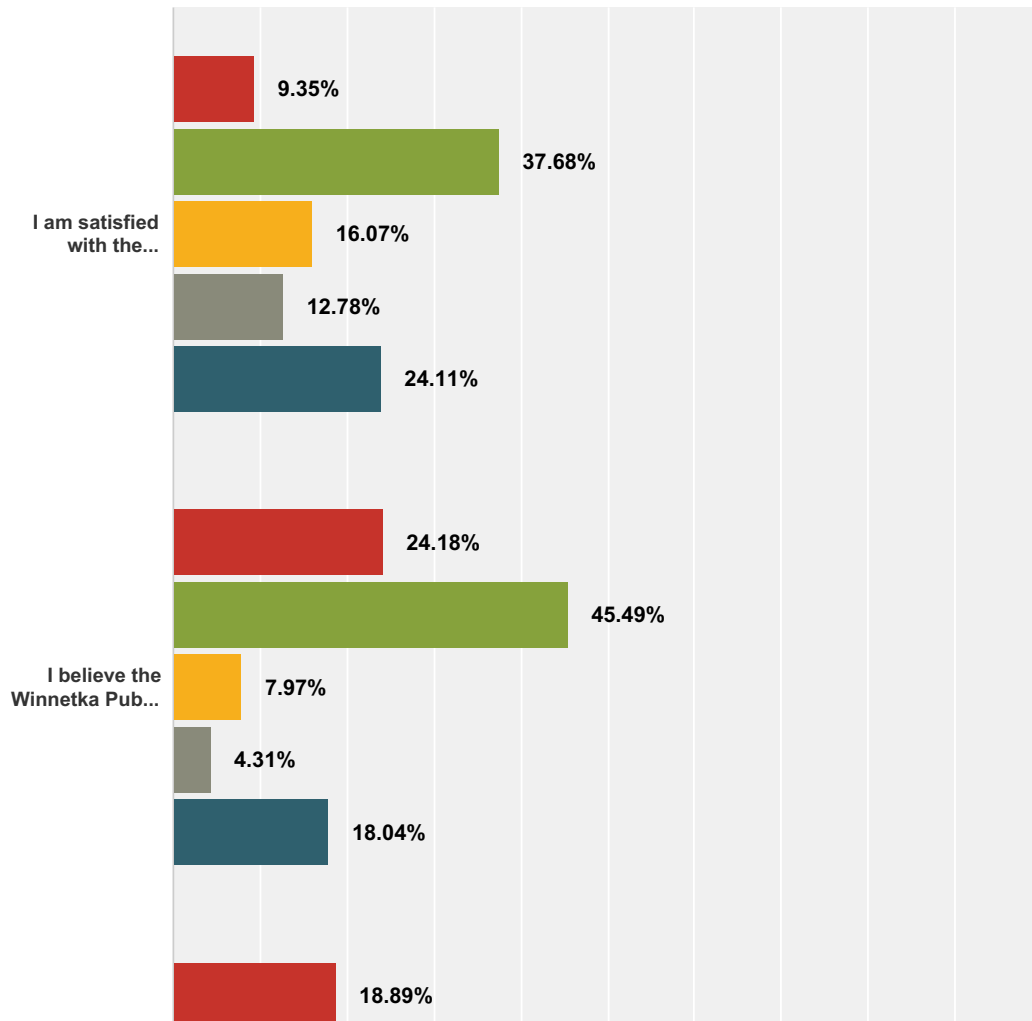
Winnetka Caucus Council 2014 Survey



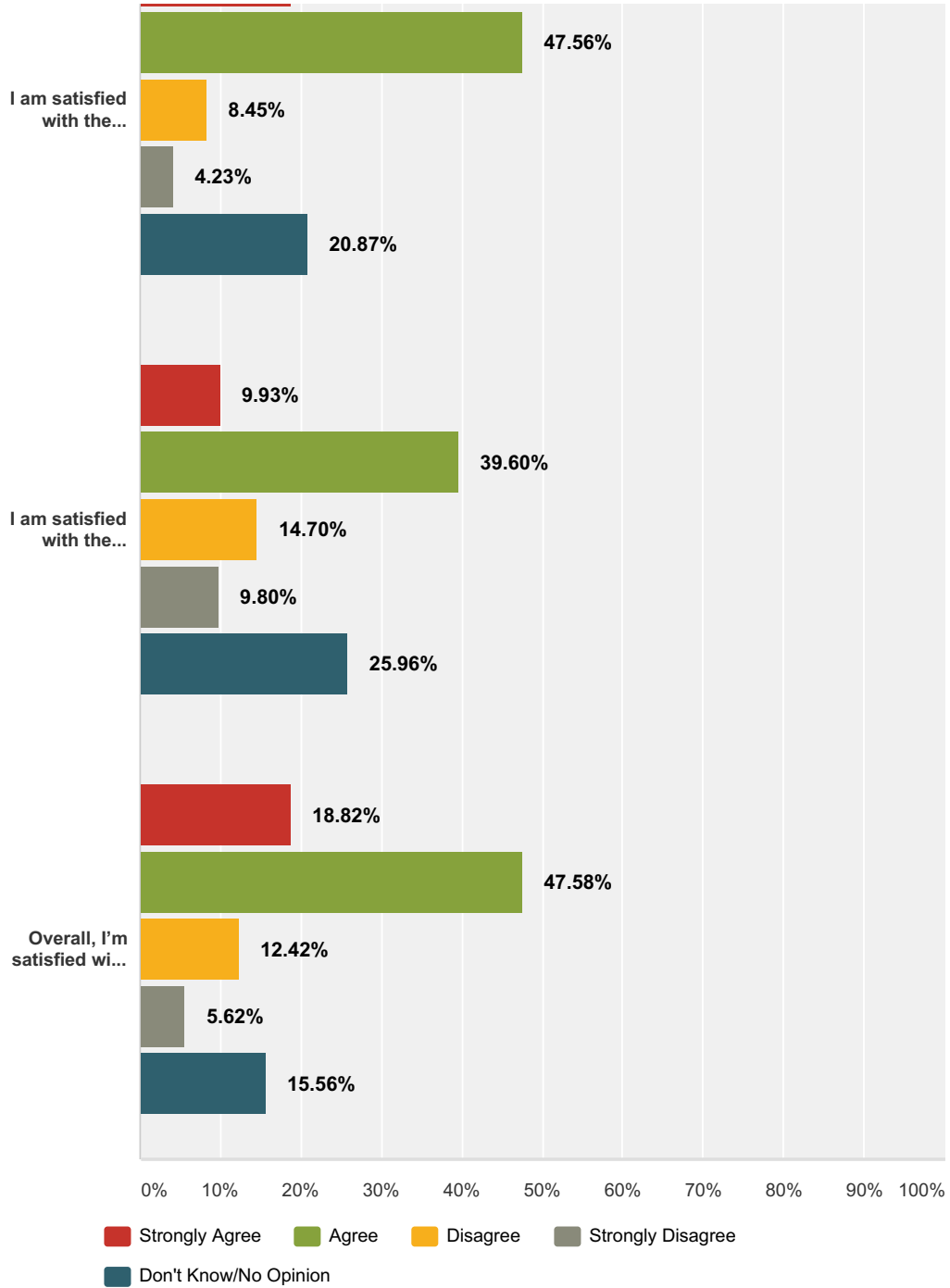
Answer Choices	Responses
Yes	39.11% 307
No	60.89% 478
Total	785

Q27 Satisfaction Questions

Answered: 771 Skipped: 87



Winnetka Caucus Council 2014 Survey



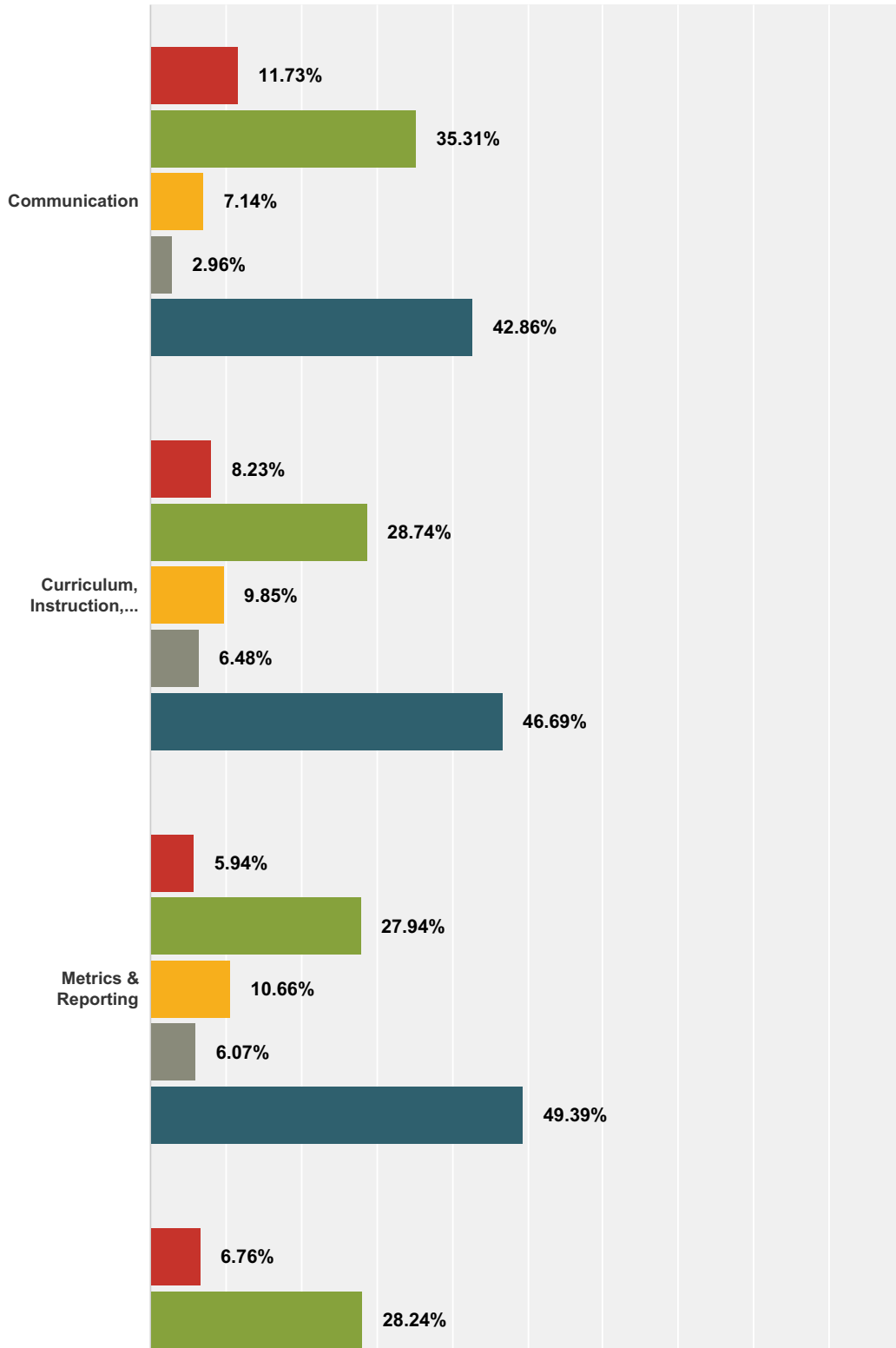
	Strongly Agree	Agree	Disagree	Strongly Disagree	Don't Know/No Opinion	Total
I am satisfied with the financial management of the Winnetka Public Schools.	9.35% 71	37.68% 286	16.07% 122	12.78% 97	24.11% 183	759
I believe the Winnetka Public Schools does a good job of preparing students for success in high school.	24.18% 185	45.49% 348	7.97% 61	4.31% 33	18.04% 138	765
I am satisfied with the communications that come from the District.	18.89% 143	47.56% 360	8.45% 64	4.23% 32	20.87% 158	757
I am satisfied with the performance of the School Board.	9.93% 75	39.60% 299	14.70% 111	9.80% 74	25.96% 196	755

Winnetka Caucus Council 2014 Survey

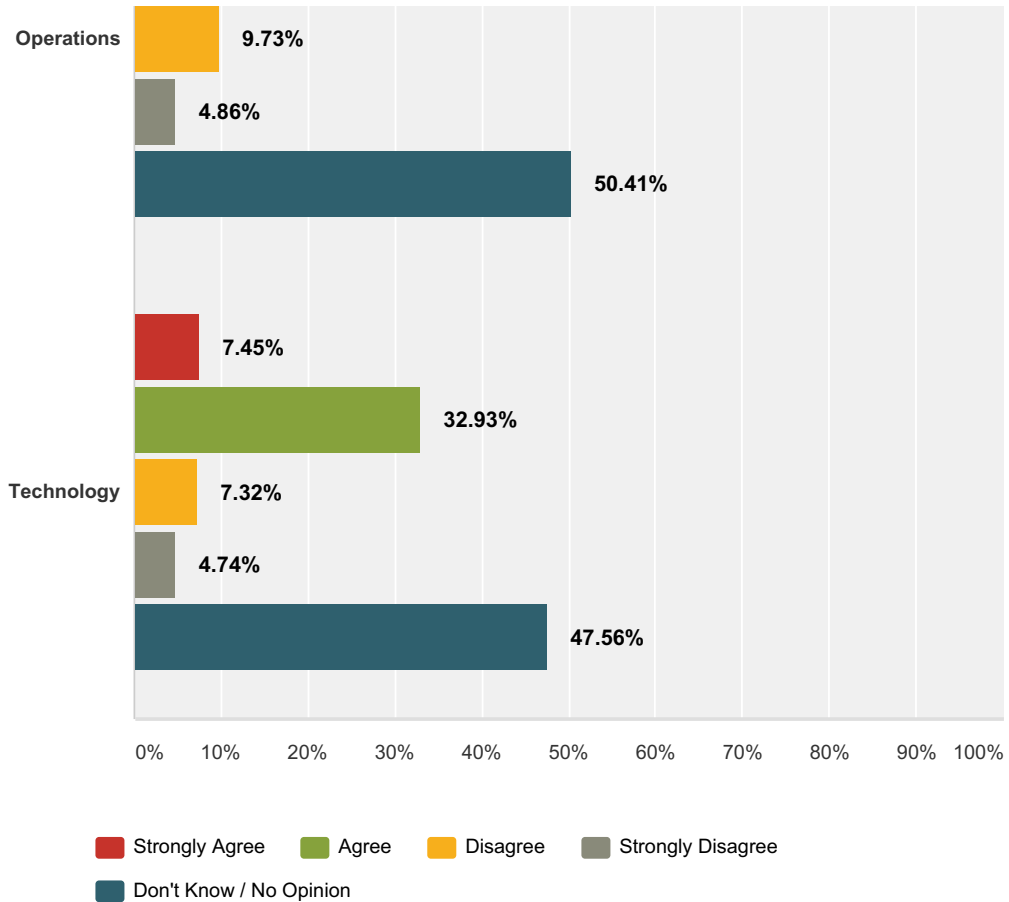
Overall, I'm satisfied with the Winnetka Public Schools.	18.82% 144	47.58% 364	12.42% 95	5.62% 43	15.56% 119	765
----------------------------------------------------------	---------------	---------------	--------------	-------------	---------------	-----

Q28 I am satisfied with the implementation of each of the following five strategic priorities?

Answered: 743 Skipped: 115



Winnetka Caucus Council 2014 Survey



	Strongly Agree	Agree	Disagree	Strongly Disagree	Don't Know / No Opinion	Total	Average Rating
Communication	11.73% 87	35.31% 262	7.14% 53	2.96% 22	42.86% 318	742	2.98
Curriculum, Instruction, & Assessment	8.23% 61	28.74% 213	9.85% 73	6.48% 48	46.69% 346	741	2.73
Metrics & Reporting	5.94% 44	27.94% 207	10.66% 79	6.07% 45	49.39% 366	741	2.67
Operations	6.76% 50	28.24% 209	9.73% 72	4.86% 36	50.41% 373	740	2.74
Technology	7.45% 55	32.93% 243	7.32% 54	4.74% 35	47.56% 351	738	2.82

Q29 Please comment on the implementation of the strategic priorities. Are there other priorities that the District should be focused on?

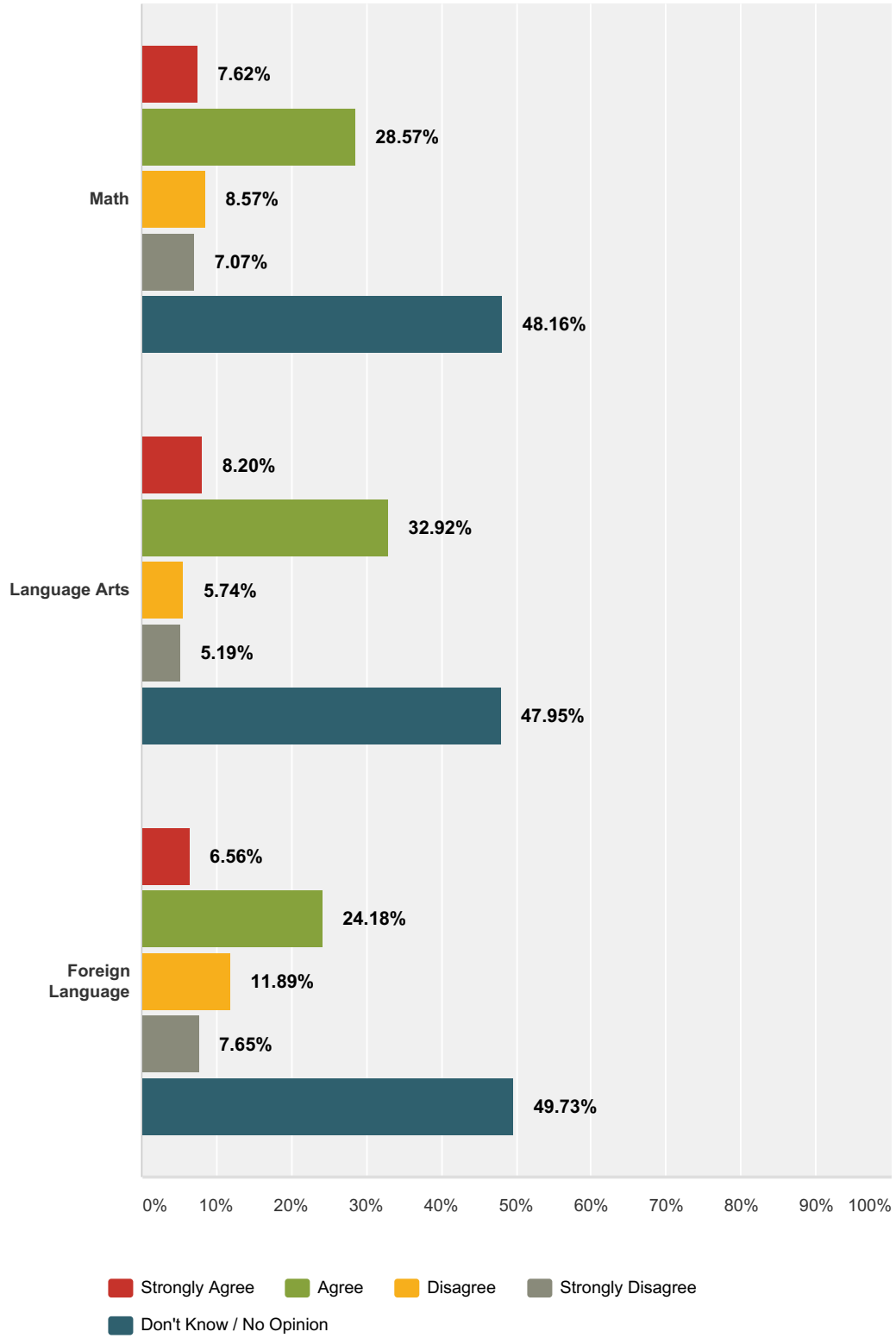
Answered: 170 Skipped: 688

Q30 As part of the District's Five-Year Strategic Plan, the District has worked to

revise and implement its foreign language and language arts programs. A revision and implementation of its math program is also nearly complete. I am satisfied with the following core academic programs in District 36:

Answered: 736 Skipped: 122

Winnetka Caucus Council 2014 Survey



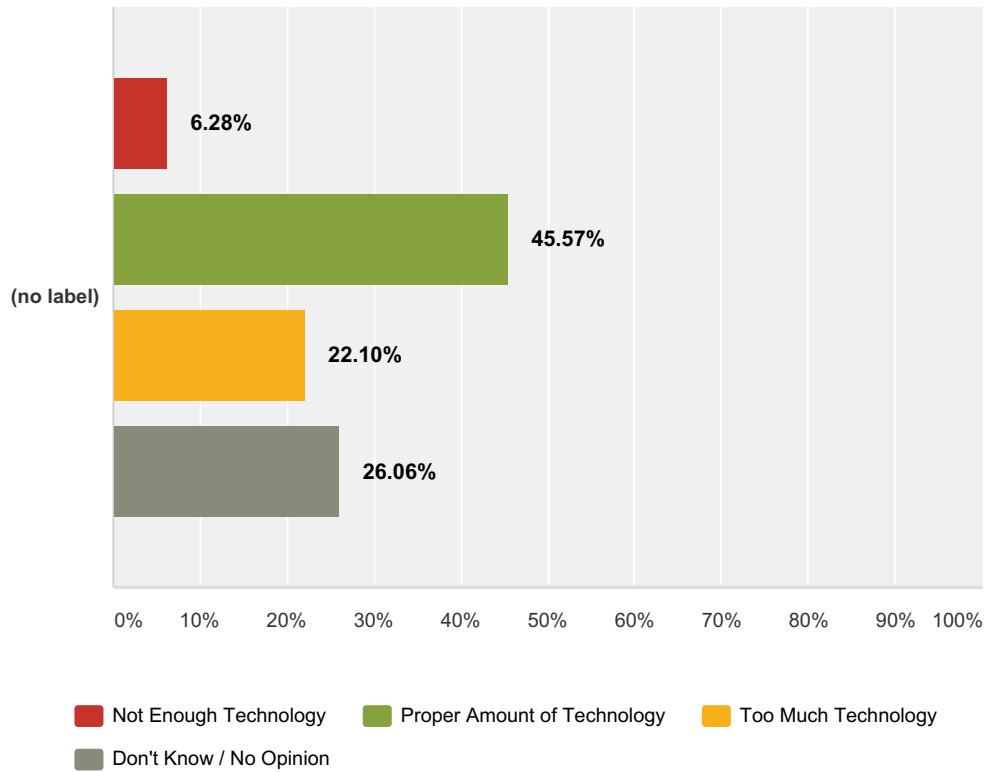
	Strongly Agree	Agree	Disagree	Strongly Disagree	Don't Know / No Opinion	Total	Average Rating
Math	7.62% 56	28.57% 210	8.57% 63	7.07% 52	48.16% 354	735	2.71
Language Arts	8.20% 60	32.92% 241	5.74% 42	5.19% 38	47.95% 351	732	2.85

Winnetka Caucus Council 2014 Survey

Foreign Language	6.56%	24.18%	11.89%	7.65%	49.73%	732	2.59
	48	177	87	56	364		

Q31 Technology in the Classroom
District 36 recently approved the “1:1 Mobile Learning Initiative” that will provide all students in grades 5 through 8 with an iPad and grades K through 4 with access to iPad carts. The District’s goal is to provide dynamic, personalized learning for every student.

Answered: 733 Skipped: 125

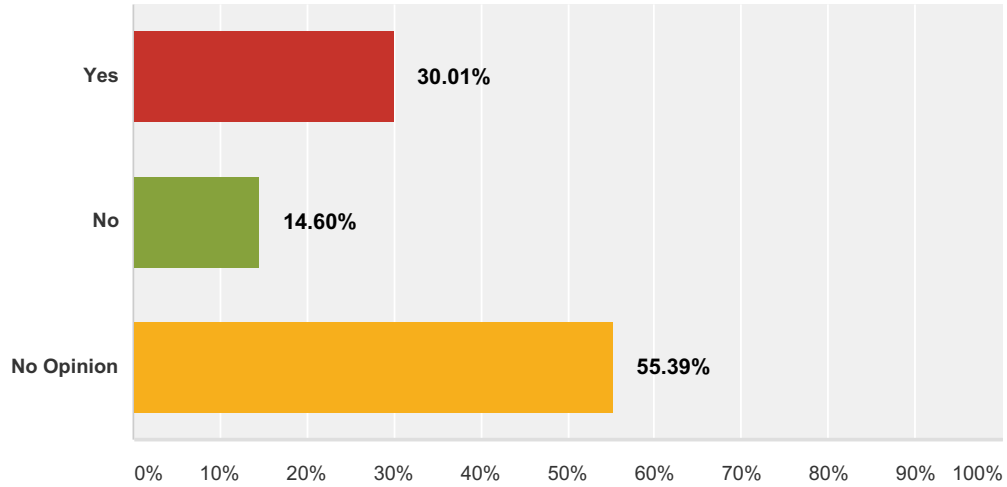


	Not Enough Technology	Proper Amount of Technology	Too Much Technology	Don't Know / No Opinion	Total	Average Rating
(no label)	6.28%	45.57%	22.10%	26.06%	733	2.21
	46	334	162	191		

Q32 Do you believe the District has an overarching technology program that teaches information, media and technology skills?

Answered: 733 Skipped: 125

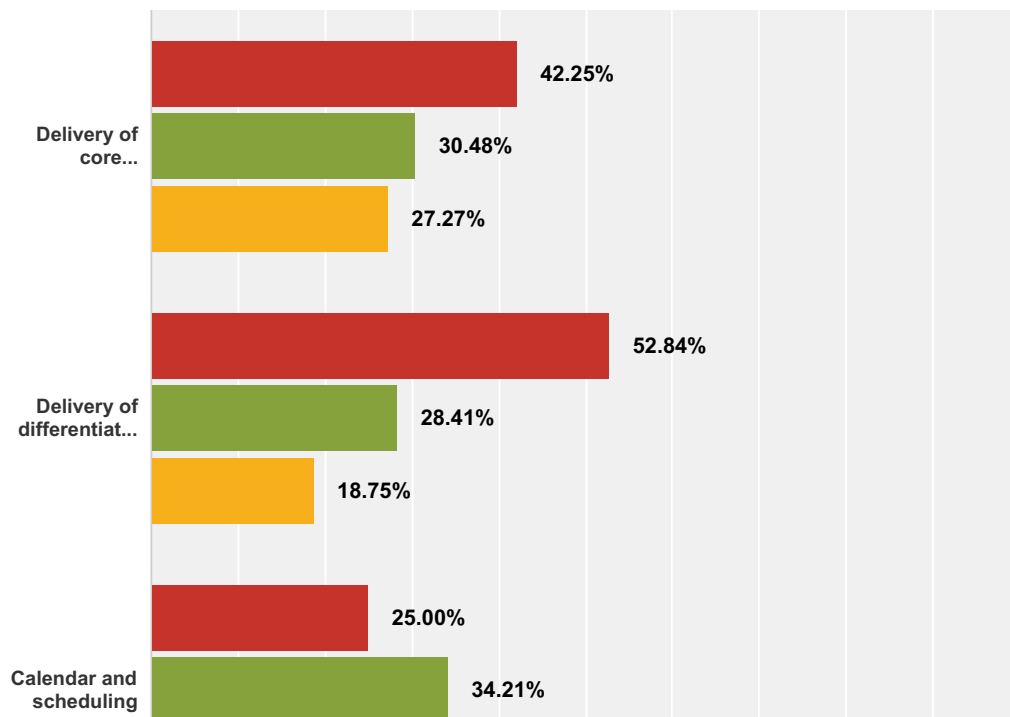
Winnetka Caucus Council 2014 Survey



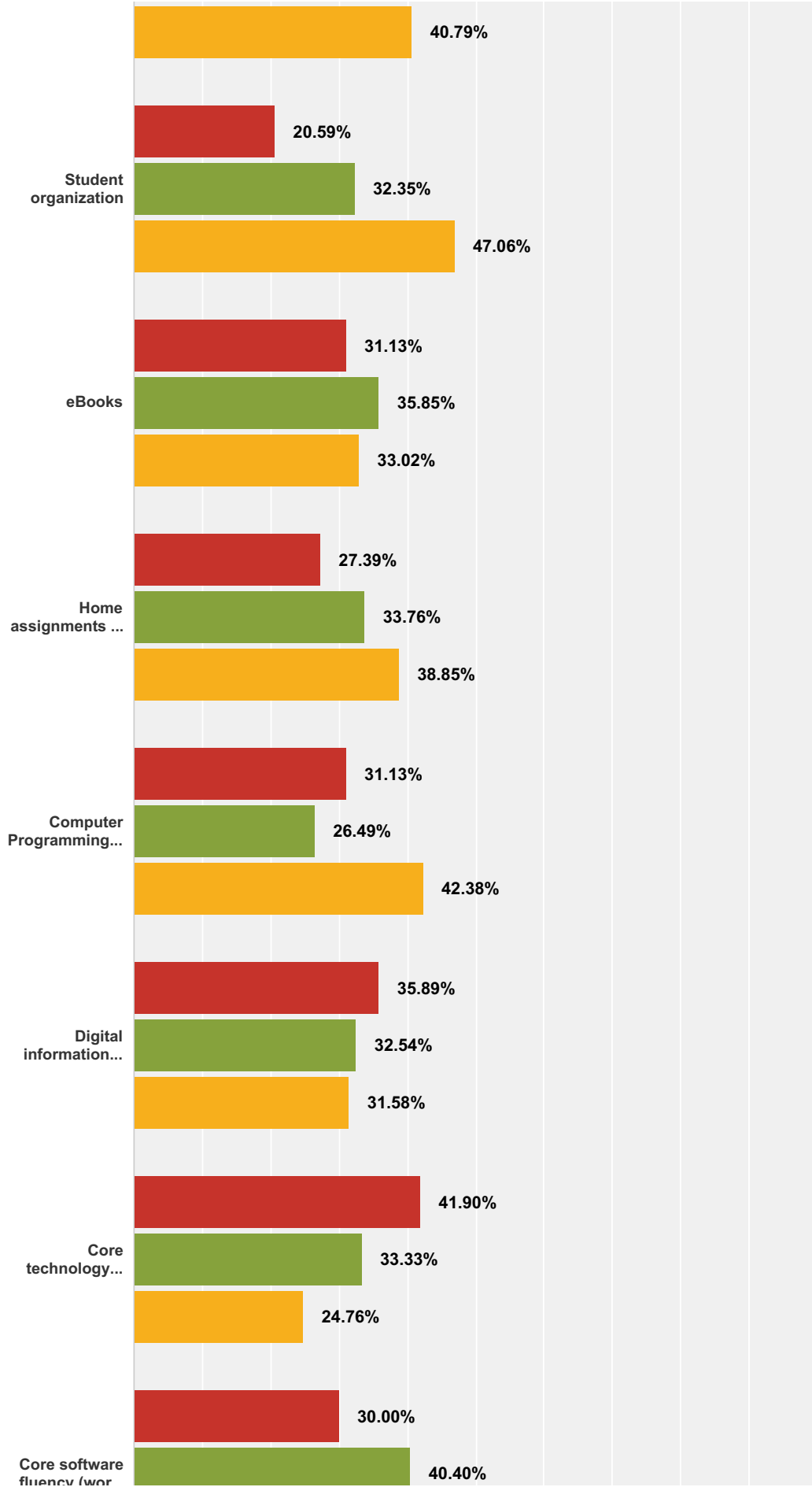
Answer Choices	Responses	
Yes	30.01%	220
No	14.60%	107
No Opinion	55.39%	406
Total		733

Q33 What are the three (3) most important ways that technology should be incorporated into the classroom? With one (1) being most preferred and three (3) least preferred

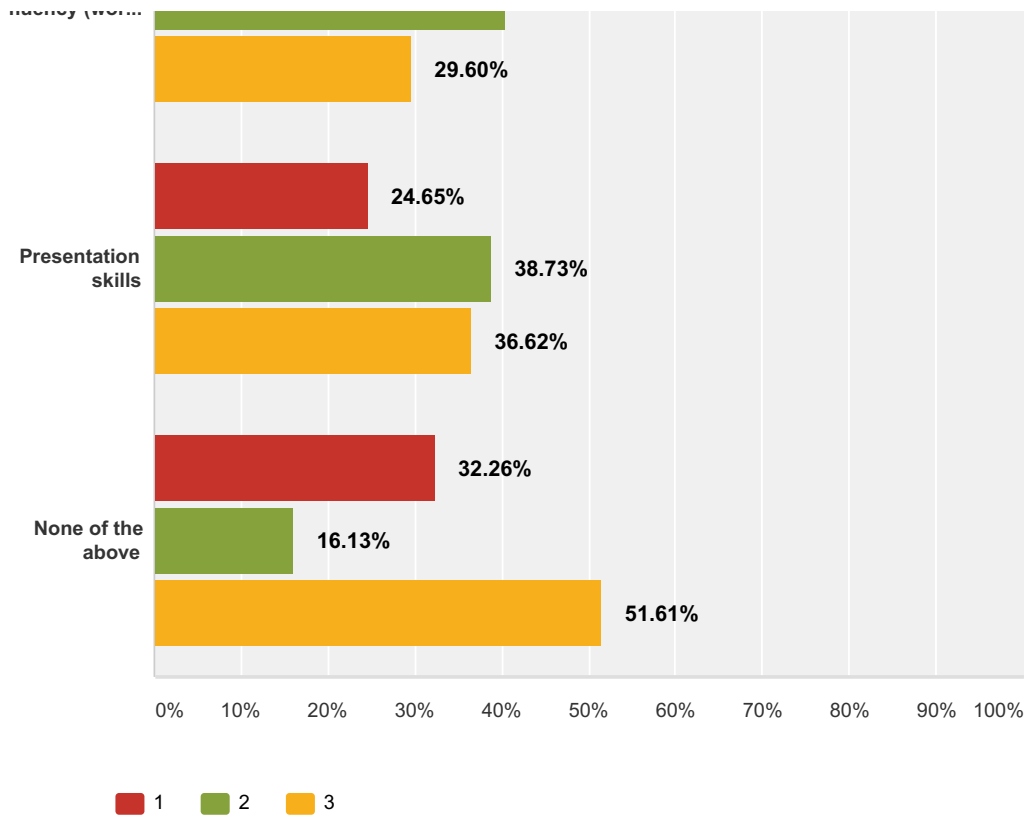
Answered: 630 Skipped: 228



Winnetka Caucus Council 2014 Survey



Winnetka Caucus Council 2014 Survey



	1	2	3	Total
Delivery of core curriculum/learning	42.25% 79	30.48% 57	27.27% 51	187
Delivery of differentiated curriculum	52.84% 93	28.41% 50	18.75% 33	176
Calendar and scheduling	25.00% 19	34.21% 26	40.79% 31	76
Student organization	20.59% 21	32.35% 33	47.06% 48	102
eBooks	31.13% 33	35.85% 38	33.02% 35	106
Home assignments and online grade access	27.39% 43	33.76% 53	38.85% 61	157
Computer Programming skill development	31.13% 47	26.49% 40	42.38% 64	151
Digital information literacy	35.89% 75	32.54% 68	31.58% 66	209
Core technology skill development (basic hardware and software operations, keyboarding, etc.)	41.90% 88	33.33% 70	24.76% 52	210
Core software fluency (word processing, spreadsheets, publishing)	30.00% 75	40.40% 101	29.60% 74	250
Presentation skills	24.65% 35	38.73% 55	36.62% 52	142
None of the above	32.26% 10	16.13% 5	51.61% 16	31

Q34 Please provide any additional comments you'd like to make about District 36 Schools.

Answered: 145 Skipped: 713

Q35 Please indicate in order of importance what you consider the three most significant issues with New Trier High School. Your responses will help the Caucus Council evaluate future involvement with New Trier High School.

Answered: 475 Skipped: 383

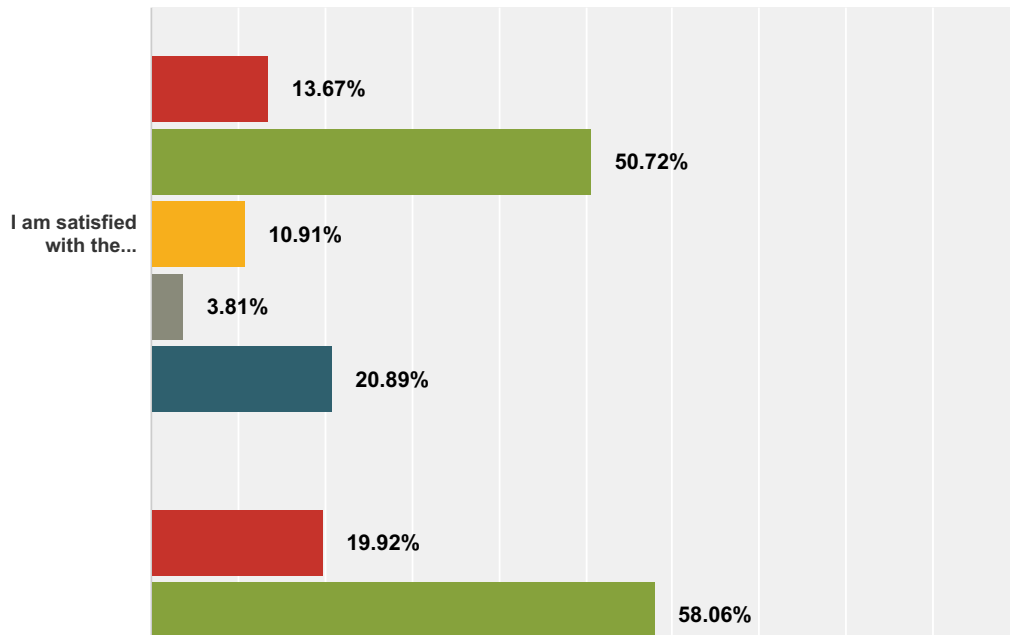
Answer Choices	Responses	
One	100.00%	475
Two	77.47%	368
Three	56.63%	269

Q36 Please provide any additional comments you'd like to make about New Trier High School.

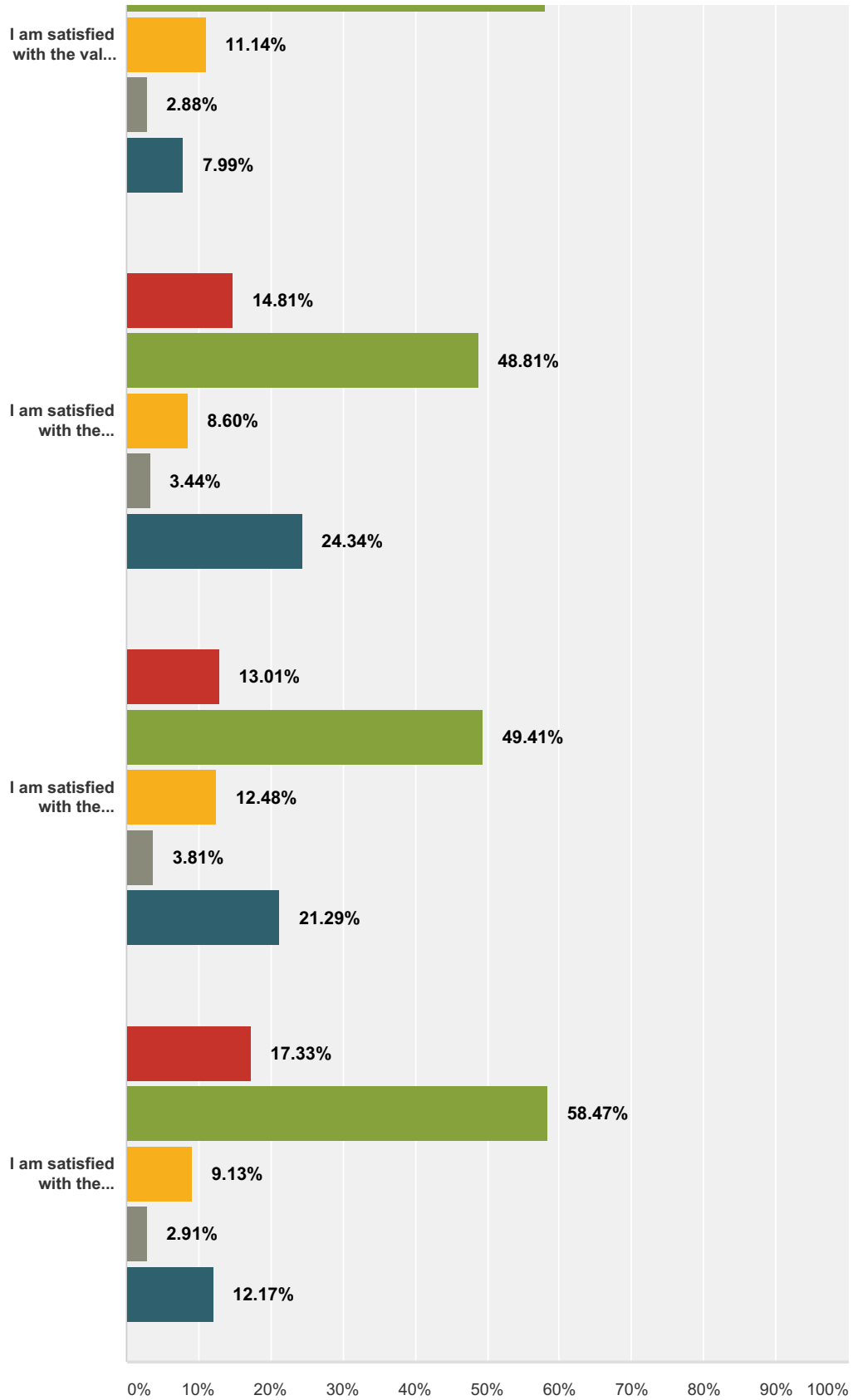
Answered: 154 Skipped: 704

Q37 Satisfaction Questions

Answered: 765 Skipped: 93



Winnetka Caucus Council 2014 Survey



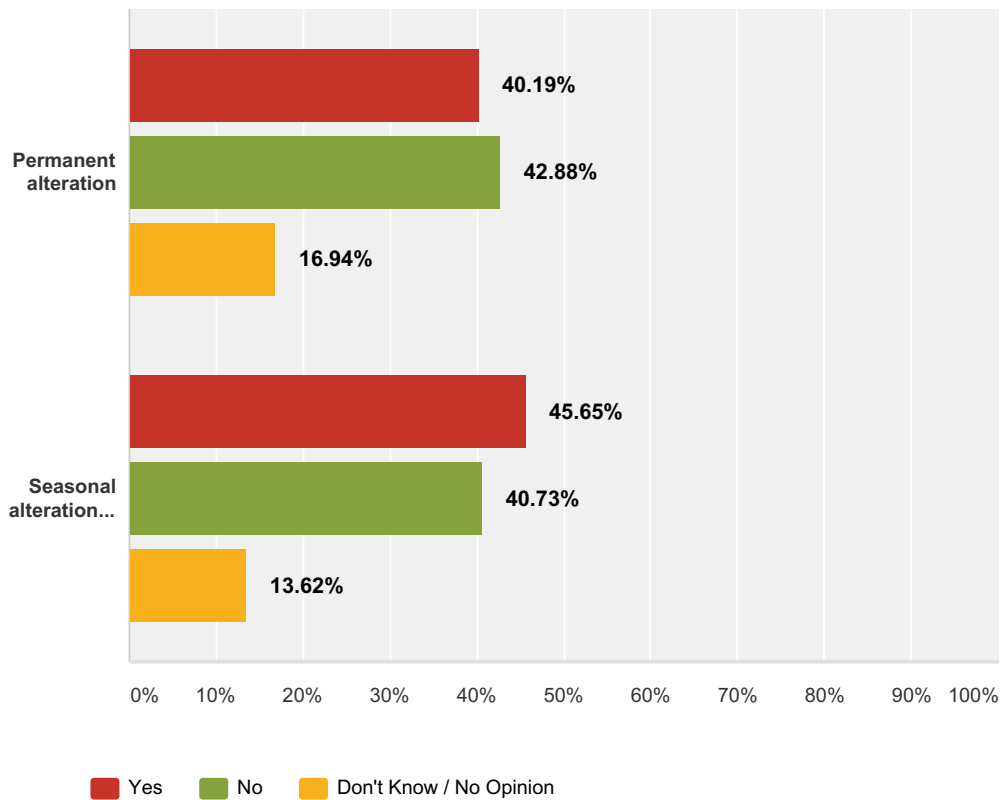
■ Strongly Agree
 ■ Agree
 ■ Disagree
 ■ Strongly Disagree
■ Don't Know / No Opinion

Winnetka Caucus Council 2014 Survey

	Strongly Agree	Agree	Disagree	Strongly Disagree	Don't Know / No Opinion	Total
I am satisfied with the financial management of the WPD	13.67% 104	50.72% 386	10.91% 83	3.81% 29	20.89% 159	761
I am satisfied with the value that I receive from the WPD	19.92% 152	58.06% 443	11.14% 85	2.88% 22	7.99% 61	763
I am satisfied with the performance by the Board of Commissioners for the WPD	14.81% 112	48.81% 369	8.60% 65	3.44% 26	24.34% 184	756
I am satisfied with the communication about finances that I receive from the WPD	13.01% 99	49.41% 376	12.48% 95	3.81% 29	21.29% 162	761
I am satisfied with the communication of major initiatives that I receive from the WPD	17.33% 131	58.47% 442	9.13% 69	2.91% 22	12.17% 92	756

Q38 The 2013 Winnetka Caucus Council survey resulted in strong support for a Village-wide bike master plan. Would you support this implementation if it entailed altering traffic in the Village including creating some one-way streets?

Answered: 776 Skipped: 82



	Yes	No	Don't Know / No Opinion	Total
Permanent alteration	40.19% 299	42.88% 319	16.94% 126	744

Winnetka Caucus Council 2014 Survey

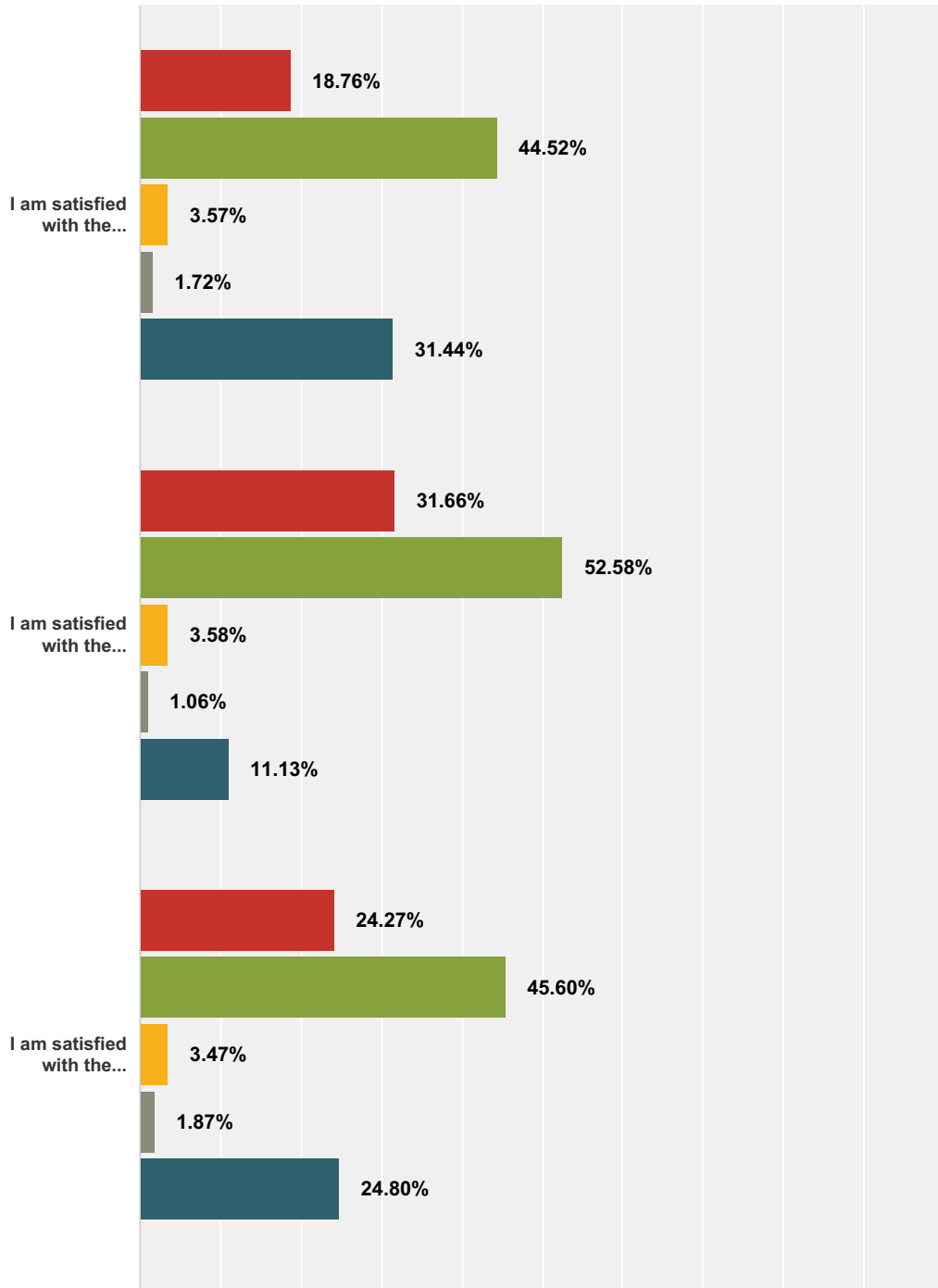
Seasonal alteration [April – October]	45.65% 325	40.73% 290	13.62% 97	712
---------------------------------------	---------------	---------------	--------------	-----

Q39 Please provide any additional comments you would like to make about the Park District.

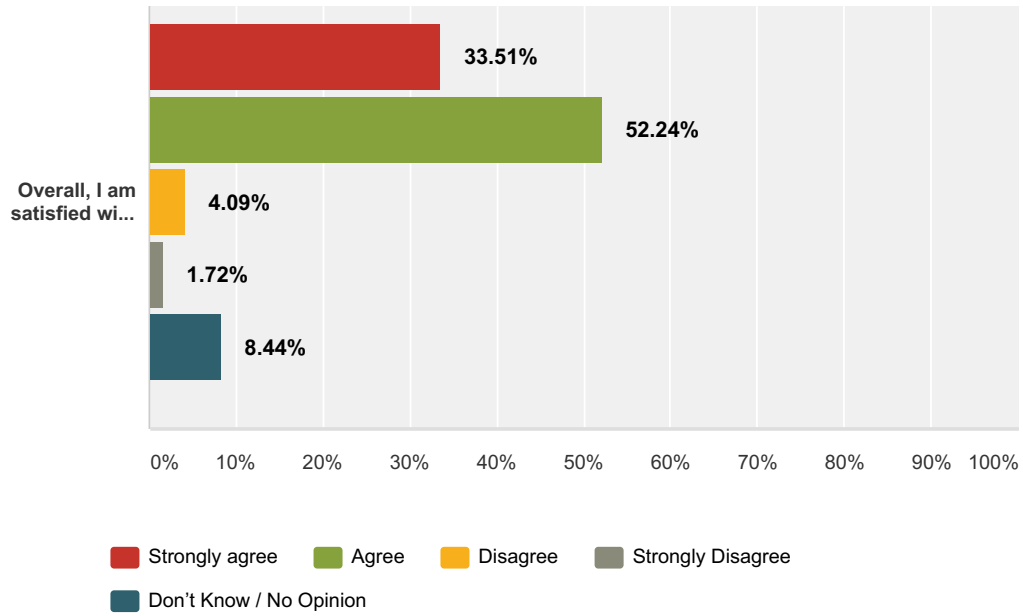
Answered: 200 Skipped: 658

Q40 Satisfaction Questions

Answered: 762 Skipped: 96



Winnetka Caucus Council 2014 Survey

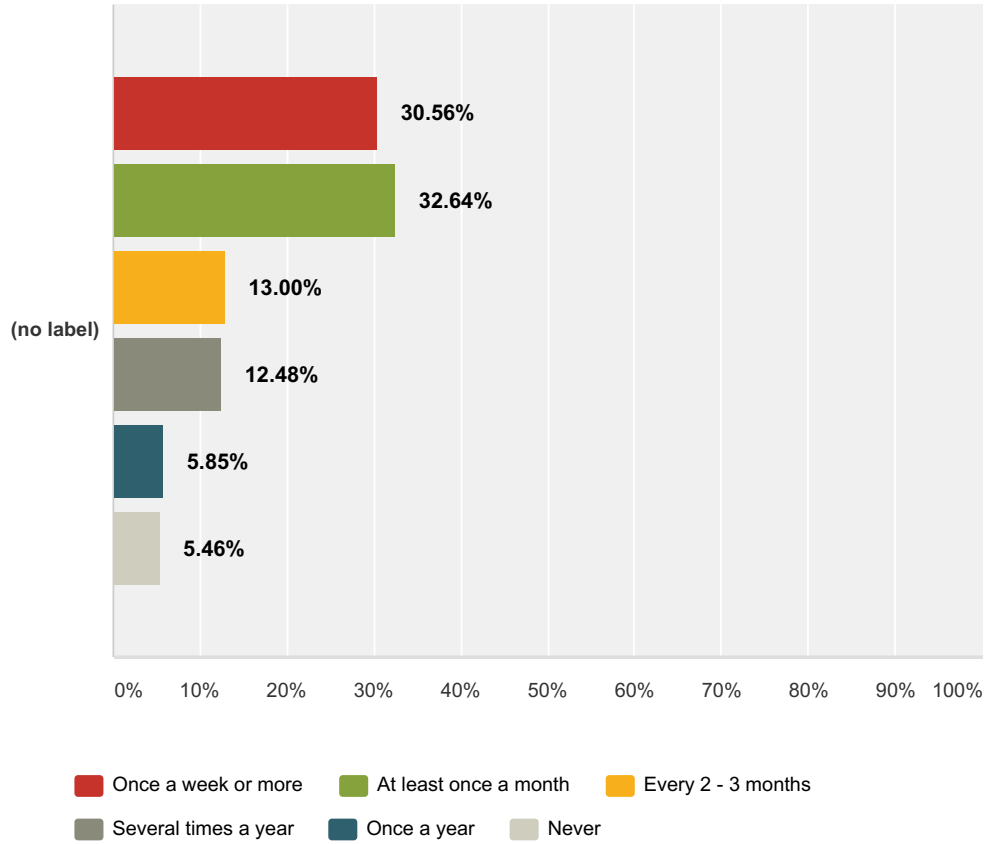


	Strongly agree	Agree	Disagree	Strongly Disagree	Don't Know / No Opinion	Total
I am satisfied with the financial management of the Winnetka-Northfield Library	18.76% 142	44.52% 337	3.57% 27	1.72% 13	31.44% 238	757
I am satisfied with the communications that come from the Winnetka-Northfield Library.	31.66% 239	52.58% 397	3.58% 27	1.06% 8	11.13% 84	755
I am satisfied with the performance of the Winnetka-Northfield Library Board.	24.27% 182	45.60% 342	3.47% 26	1.87% 14	24.80% 186	750
Overall, I am satisfied with the Winnetka-Northfield Library.	33.51% 254	52.24% 396	4.09% 31	1.72% 13	8.44% 64	758

Q41 How often does your household use the services offered by the Winnetka-Northfield Library? (choose one)

Answered: 769 Skipped: 89

Winnetka Caucus Council 2014 Survey

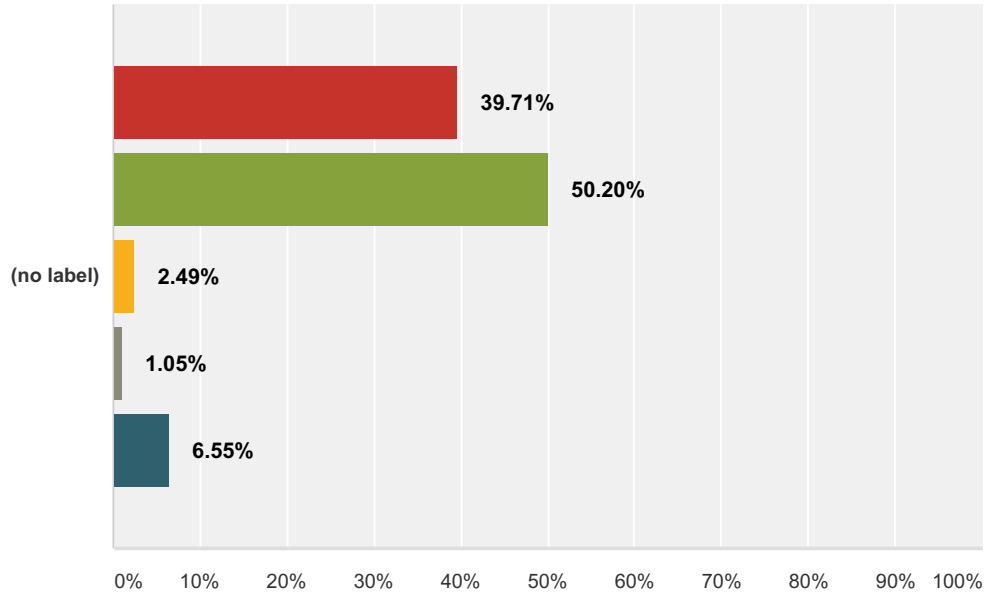


	Once a week or more	At least once a month	Every 2 - 3 months	Several times a year	Once a year	Never	Total	Average Rating
(no label)	30.56% 235	32.64% 251	13.00% 100	12.48% 96	5.85% 45	5.46% 42	769	4.53

Q42 I am satisfied with the level of service our household received from the Winnetka-Northfield Library?

Answered: 763 Skipped: 95

Winnetka Caucus Council 2014 Survey

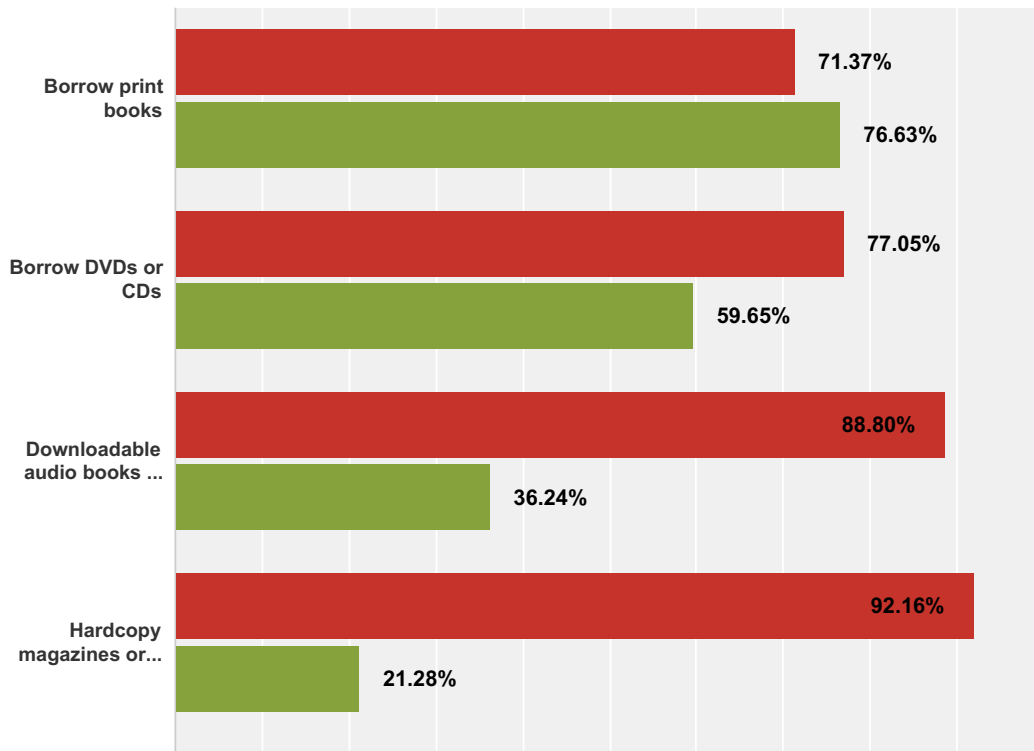


■ Strongly Agree
 ■ Agree
 ■ Disagree
 ■ Strongly Disagree
■ Don't Know / Have Not Visited

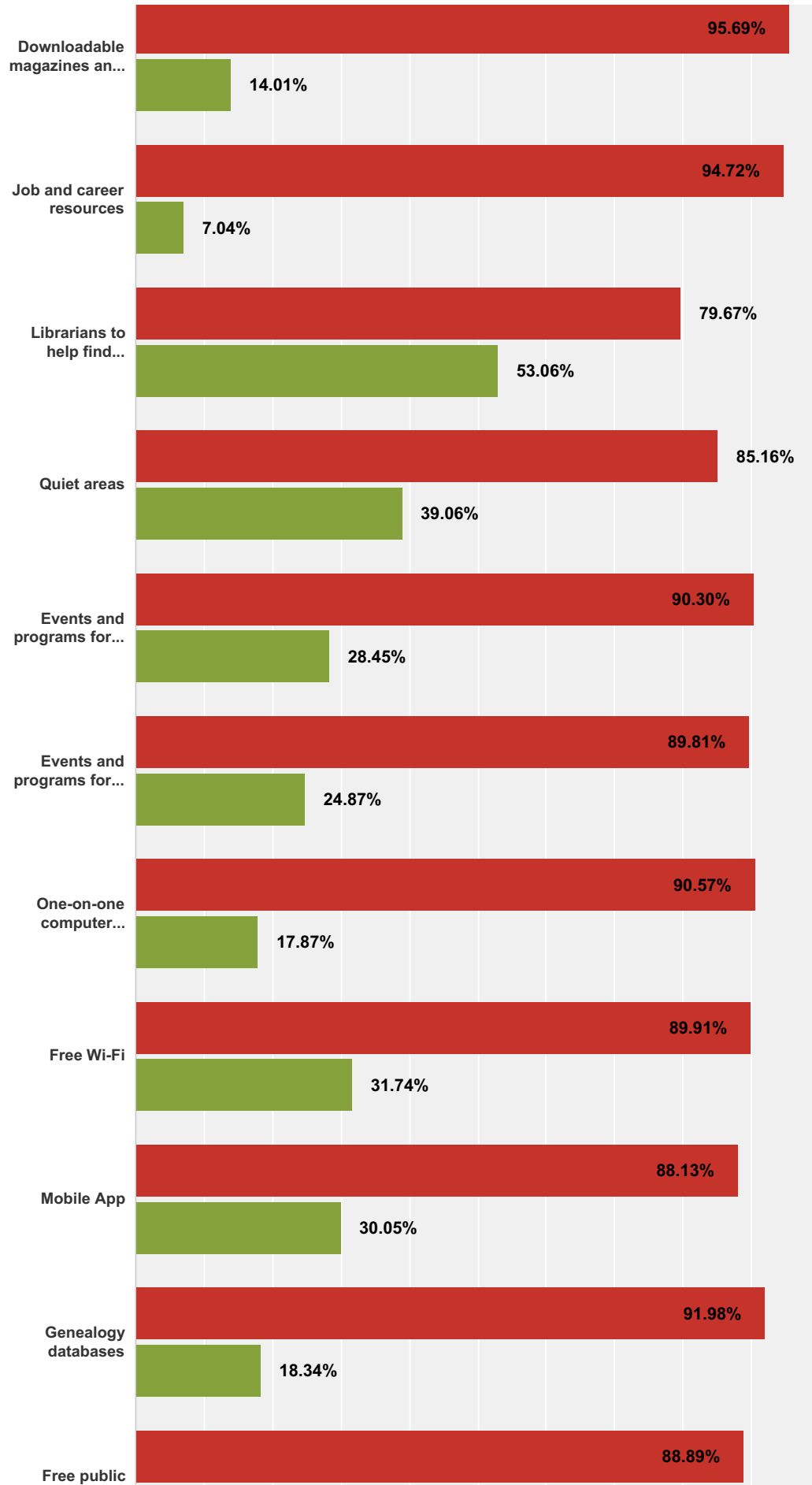
	Strongly Agree	Agree	Disagree	Strongly Disagree	Don't Know / Have Not Visited	Total	Average Rating
(no label)	39.71%	50.20%	2.49%	1.05%	6.55%	763	3.38
	303	383	19	8	50		

Q43 Please indicate if you are aware of and if you use the following library services.

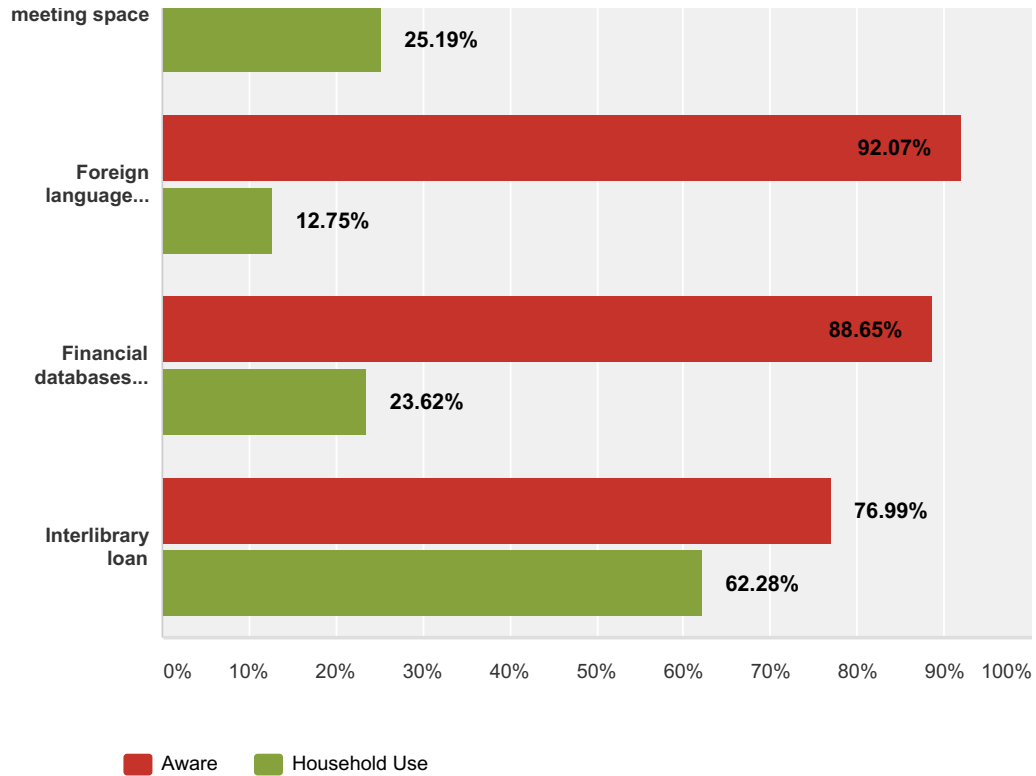
Answered: 733 Skipped: 125



Winnetka Caucus Council 2014 Survey



Winnetka Caucus Council 2014 Survey



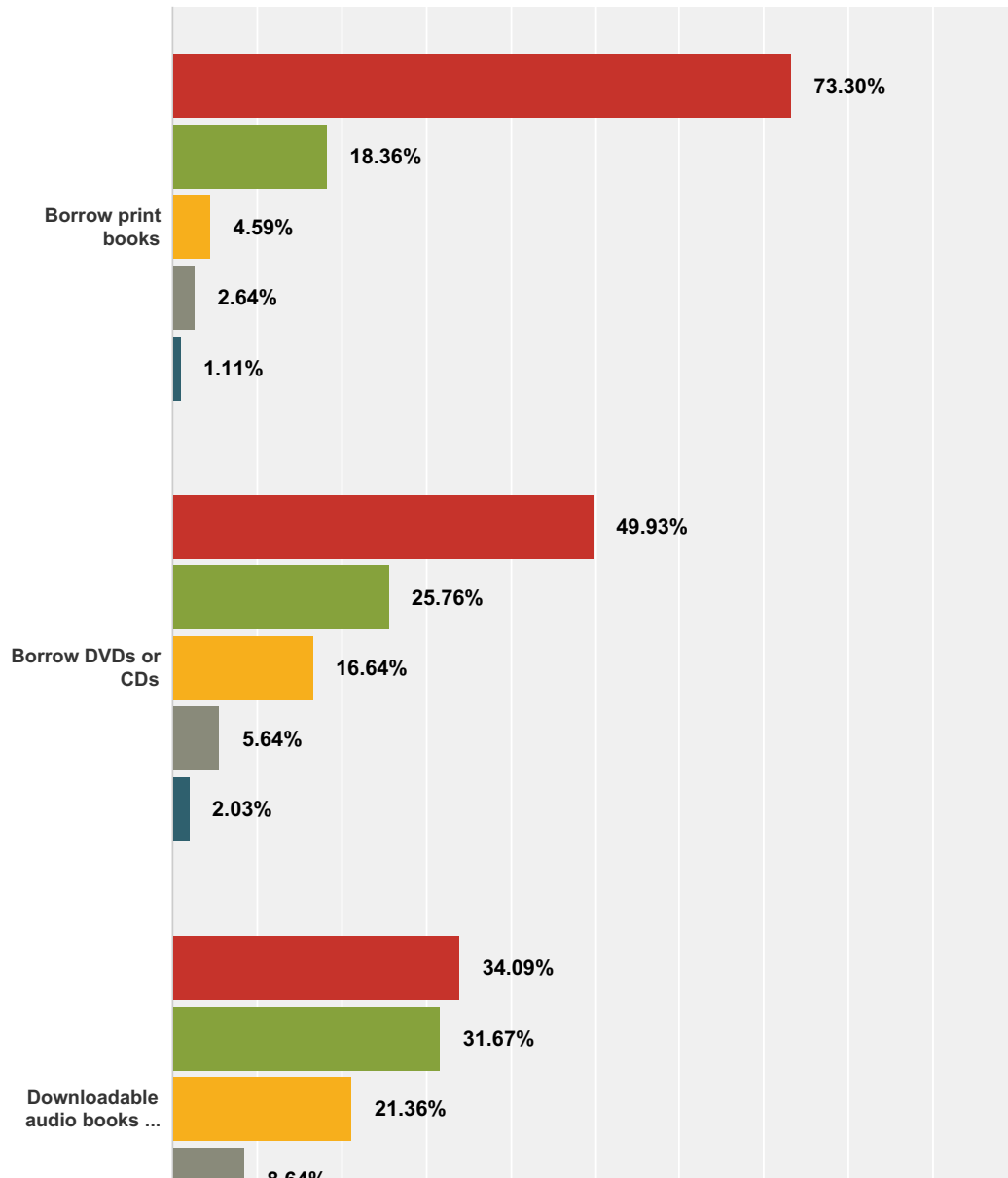
	Aware	Household Use	Total Respondents
Borrow print books	71.37% 516	76.63% 554	723
Borrow DVDs or CDs	77.05% 527	59.65% 408	684
Downloadable audio books or e-books	88.80% 539	36.24% 220	607
Hardcopy magazines or newspapers	92.16% 576	21.28% 133	625
Downloadable magazines and newspapers	95.69% 444	14.01% 65	464
Job and career resources	94.72% 323	7.04% 24	341
Librarians to help find information	79.67% 533	53.06% 355	669
Quiet areas	85.16% 545	39.06% 250	640
Events and programs for children and teens	90.30% 549	28.45% 173	608
Events and programs for adults	89.81% 520	24.87% 144	579
One-on-one computer assistance	90.57% 365	17.87% 72	403
Free Wi-Fi	89.91% 490	31.74% 173	545

Winnetka Caucus Council 2014 Survey

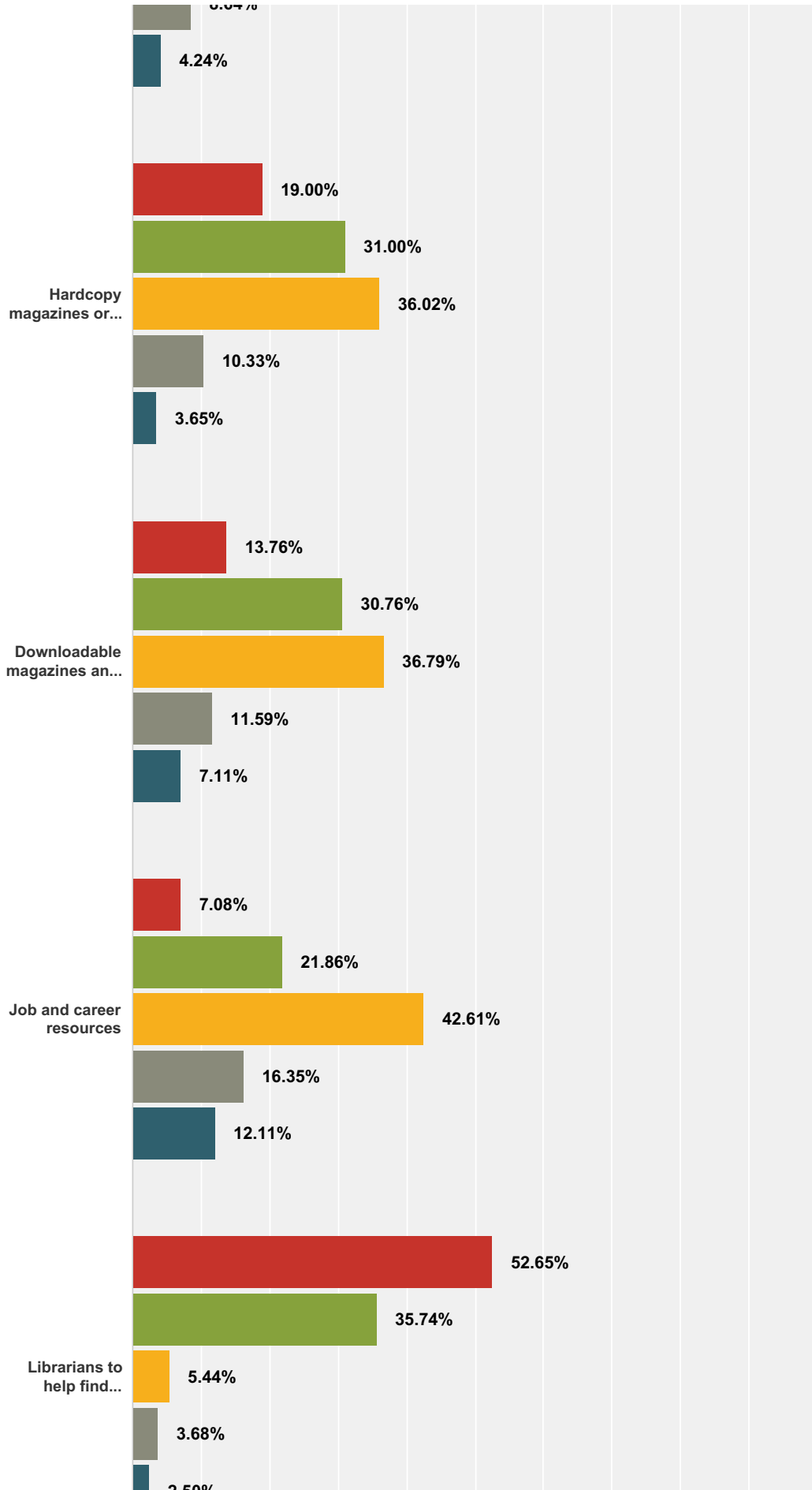
Mobile App	88.13% 349	30.05% 119	396
Genealogy databases	91.98% 321	18.34% 64	349
Free public meeting space	88.89% 360	25.19% 102	405
Foreign language learning database (Rosetta Stone)	92.07% 325	12.75% 45	353
Financial databases (Valueline, Mergent, Morningstar, Standard and Poor's)	88.65% 289	23.62% 77	326
Interlibrary loan	76.99% 445	62.28% 360	578

Q44 Please indicate how important these library services are to your household.

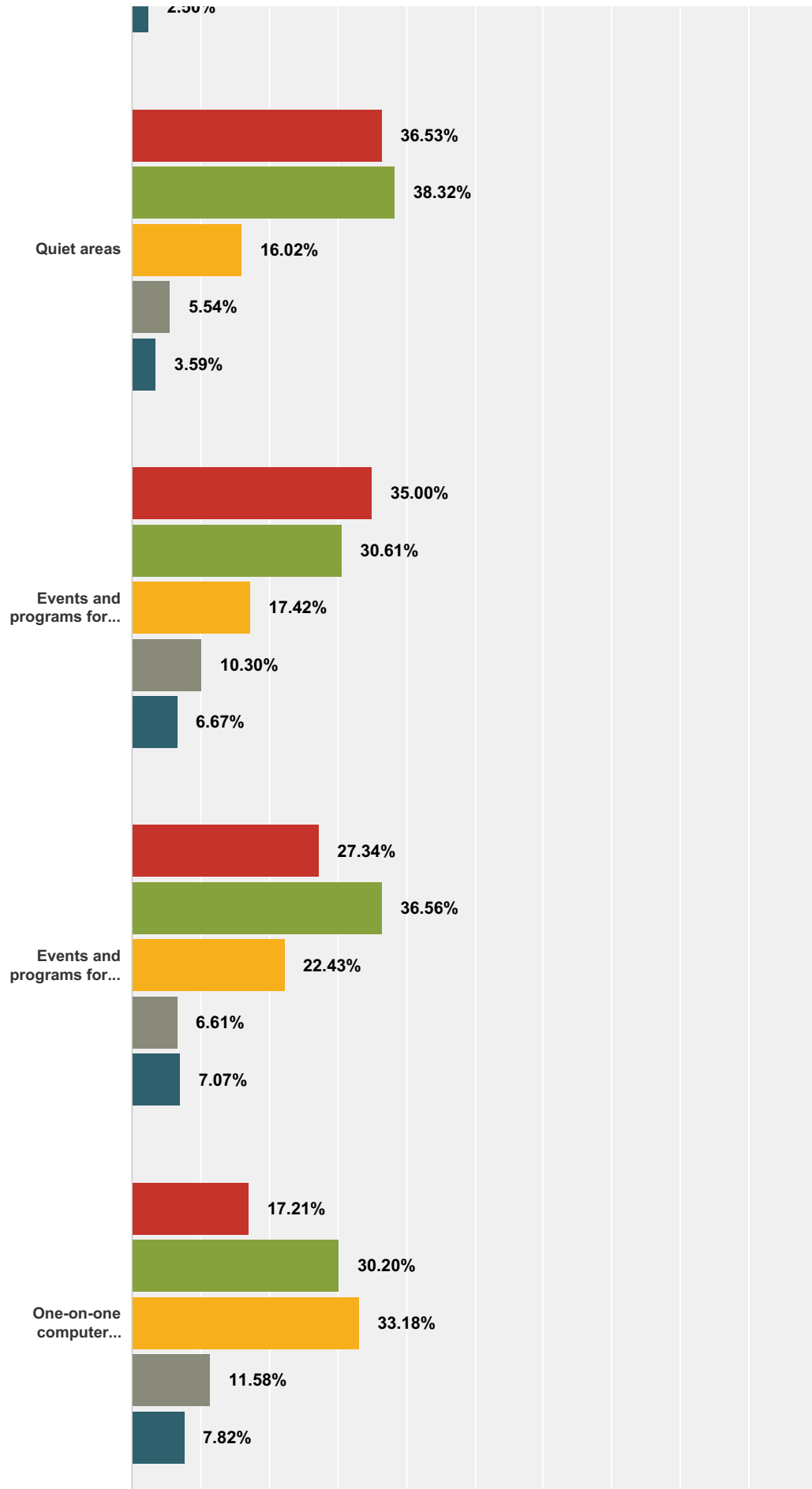
Answered: 731 Skipped: 127



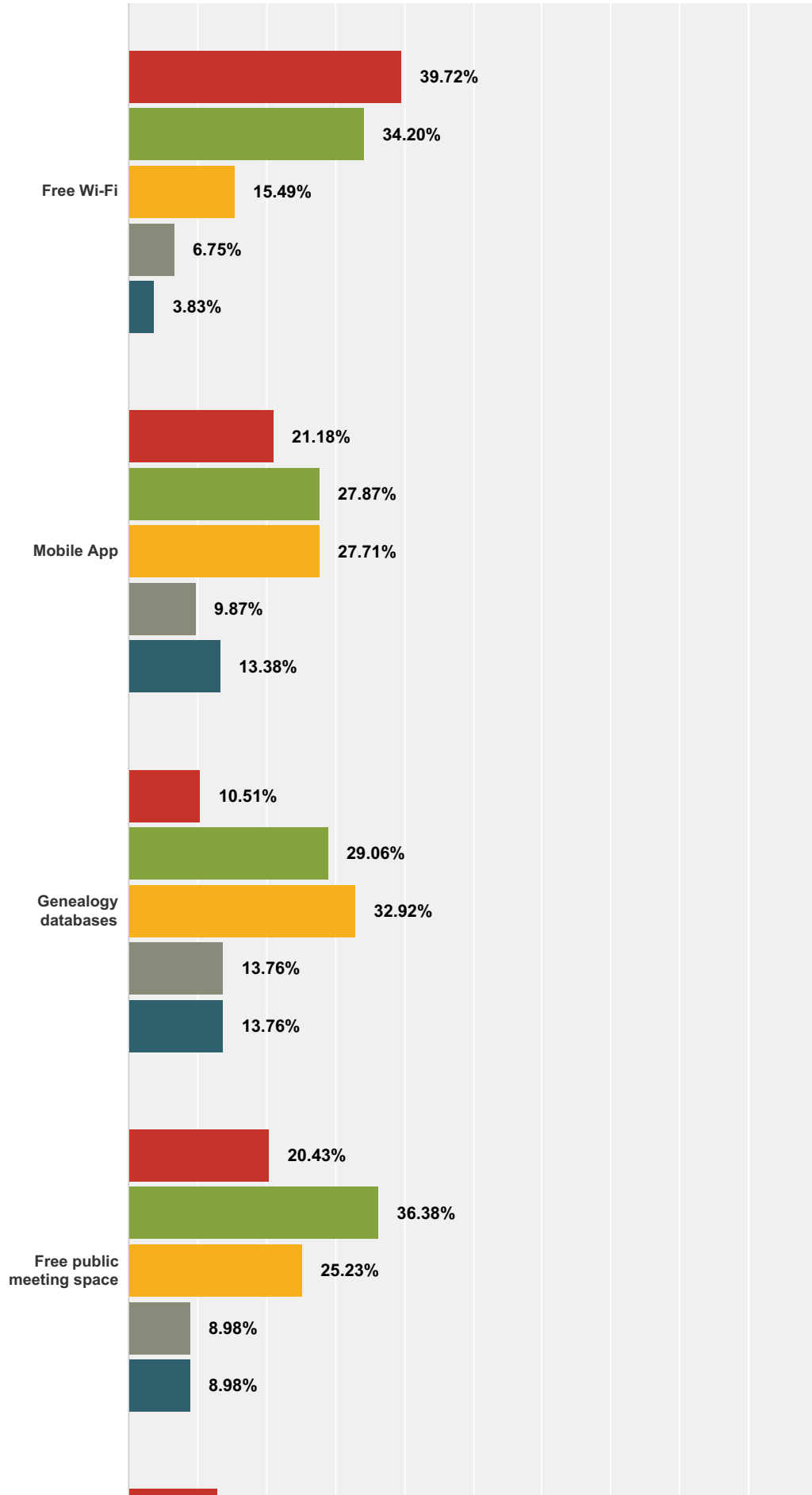
Winnetka Caucus Council 2014 Survey



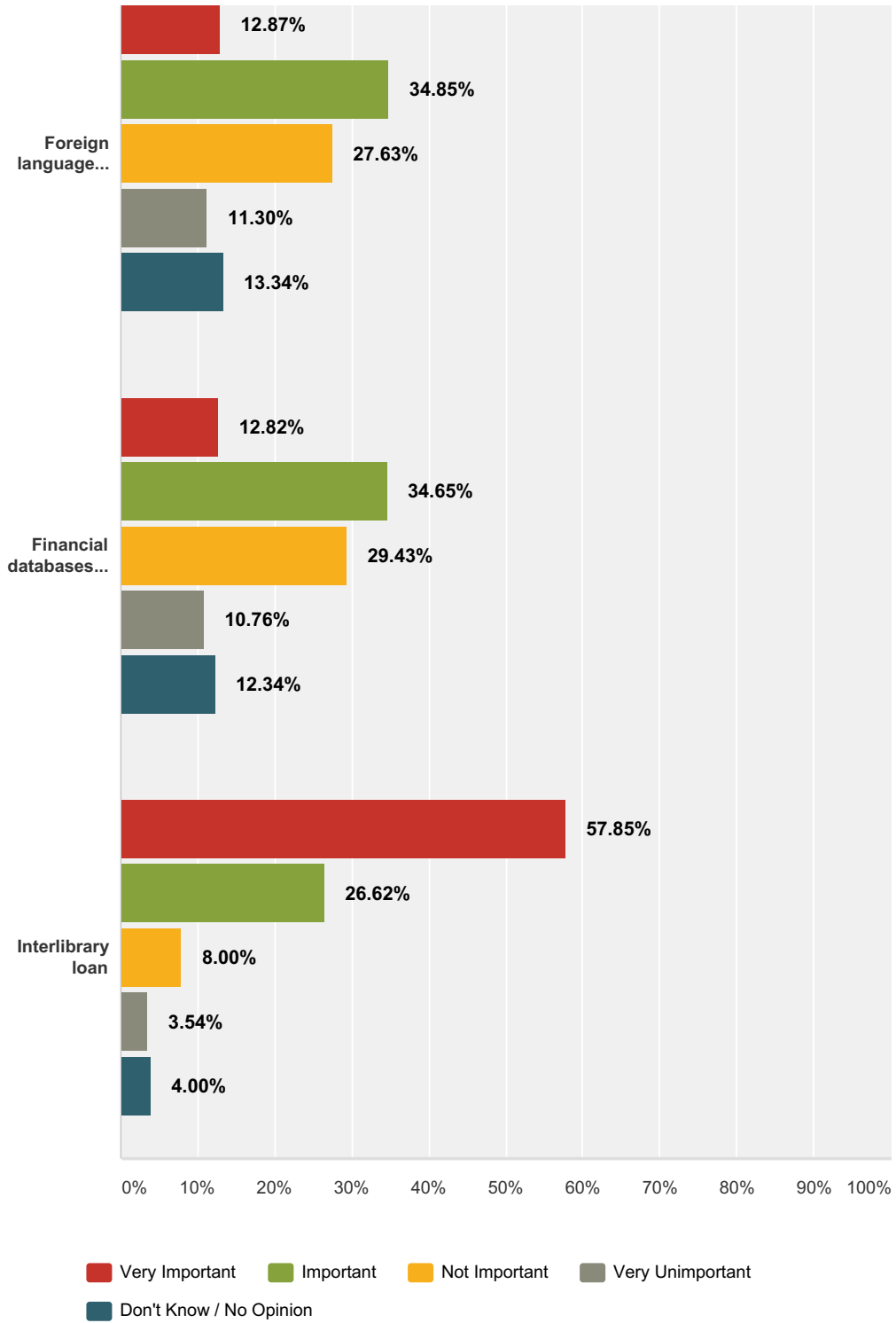
Winnetka Caucus Council 2014 Survey



Winnetka Caucus Council 2014 Survey



Winnetka Caucus Council 2014 Survey



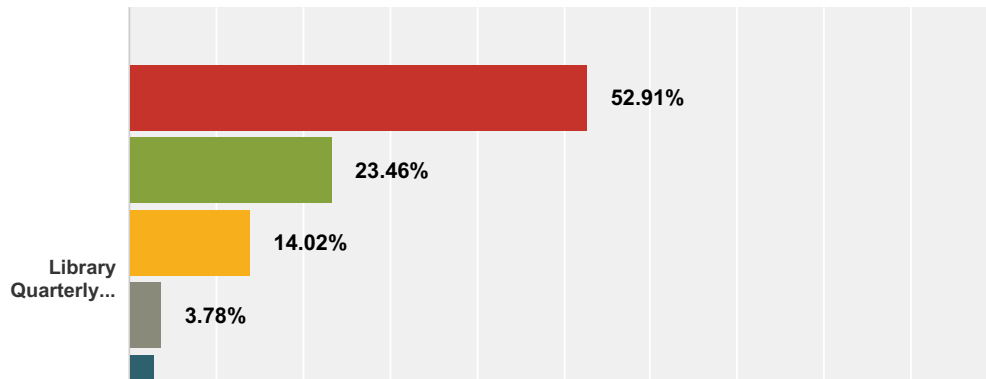
	Very Important	Important	Not Important	Very Unimportant	Don't Know / No Opinion	Total	Average Rating
Borrow print books	73.30% 527	18.36% 132	4.59% 33	2.64% 19	1.11% 8	719	3.64
Borrow DVDs or CDs	49.93% 345	25.76% 178	16.64% 115	5.64% 39	2.03% 14	691	3.22
Downloadable audio books or e-books	34.09% 225	31.67% 209	21.36% 141	8.64% 57	4.24% 28	660	2.95

Winnetka Caucus Council 2014 Survey

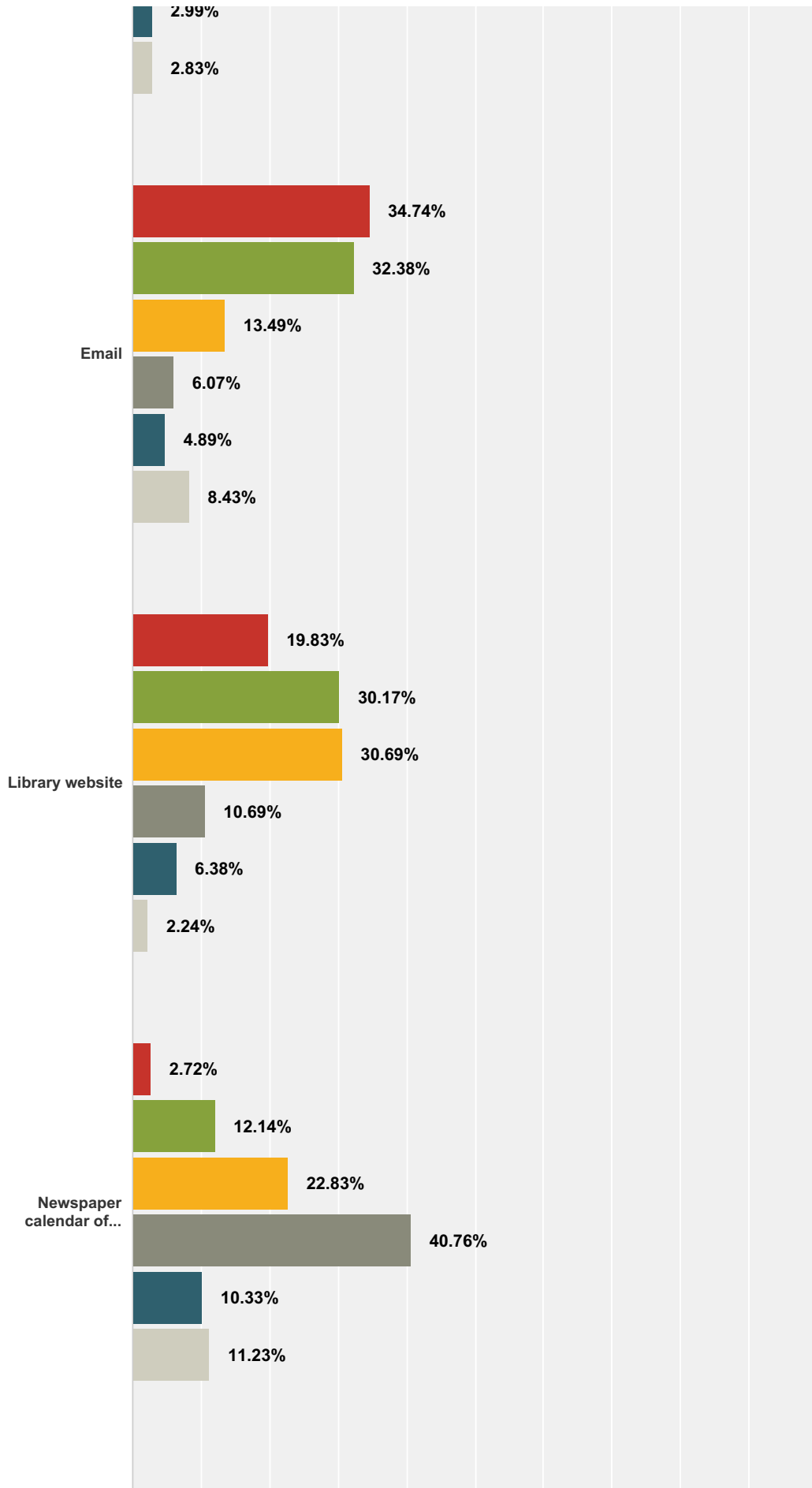
Hardcopy magazines or newspapers	19.00% 125	31.00% 204	36.02% 237	10.33% 68	3.65% 24	658	2.61
Downloadable magazines and newspapers	13.76% 89	30.76% 199	36.79% 238	11.59% 75	7.11% 46	647	2.50
Job and career resources	7.08% 45	21.86% 139	42.61% 271	16.35% 104	12.11% 77	636	2.22
Librarians to help find information	52.65% 358	35.74% 243	5.44% 37	3.68% 25	2.50% 17	680	3.41
Quiet areas	36.53% 244	38.32% 256	16.02% 107	5.54% 37	3.59% 24	668	3.10
Events and programs for children and teens	35.00% 231	30.61% 202	17.42% 115	10.30% 68	6.67% 44	660	2.97
Events and programs for adults	27.34% 178	36.56% 238	22.43% 146	6.61% 43	7.07% 46	651	2.91
One-on-one computer assistance	17.21% 110	30.20% 193	33.18% 212	11.58% 74	7.82% 50	639	2.58
Free Wi-Fi	39.72% 259	34.20% 223	15.49% 101	6.75% 44	3.83% 25	652	3.11
Mobile App	21.18% 133	27.87% 175	27.71% 174	9.87% 62	13.38% 84	628	2.70
Genealogy databases	10.51% 68	29.06% 188	32.92% 213	13.76% 89	13.76% 89	647	2.42
Free public meeting space	20.43% 132	36.38% 235	25.23% 163	8.98% 58	8.98% 58	646	2.75
Foreign language learning database (Rosetta Stone)	12.87% 82	34.85% 222	27.63% 176	11.30% 72	13.34% 85	637	2.57
Financial databases (Valueline, Mergent, Morningstar, Standard and Poor's)	12.82% 81	34.65% 219	29.43% 186	10.76% 68	12.34% 78	632	2.56
Interlibrary loan	57.85% 376	26.62% 173	8.00% 52	3.54% 23	4.00% 26	650	3.45

Q45 How does your household prefer to obtain information about the Winnetka-Northfield Library? (rank in order of preference with one (1) being most preferred and six (6) least preferred).

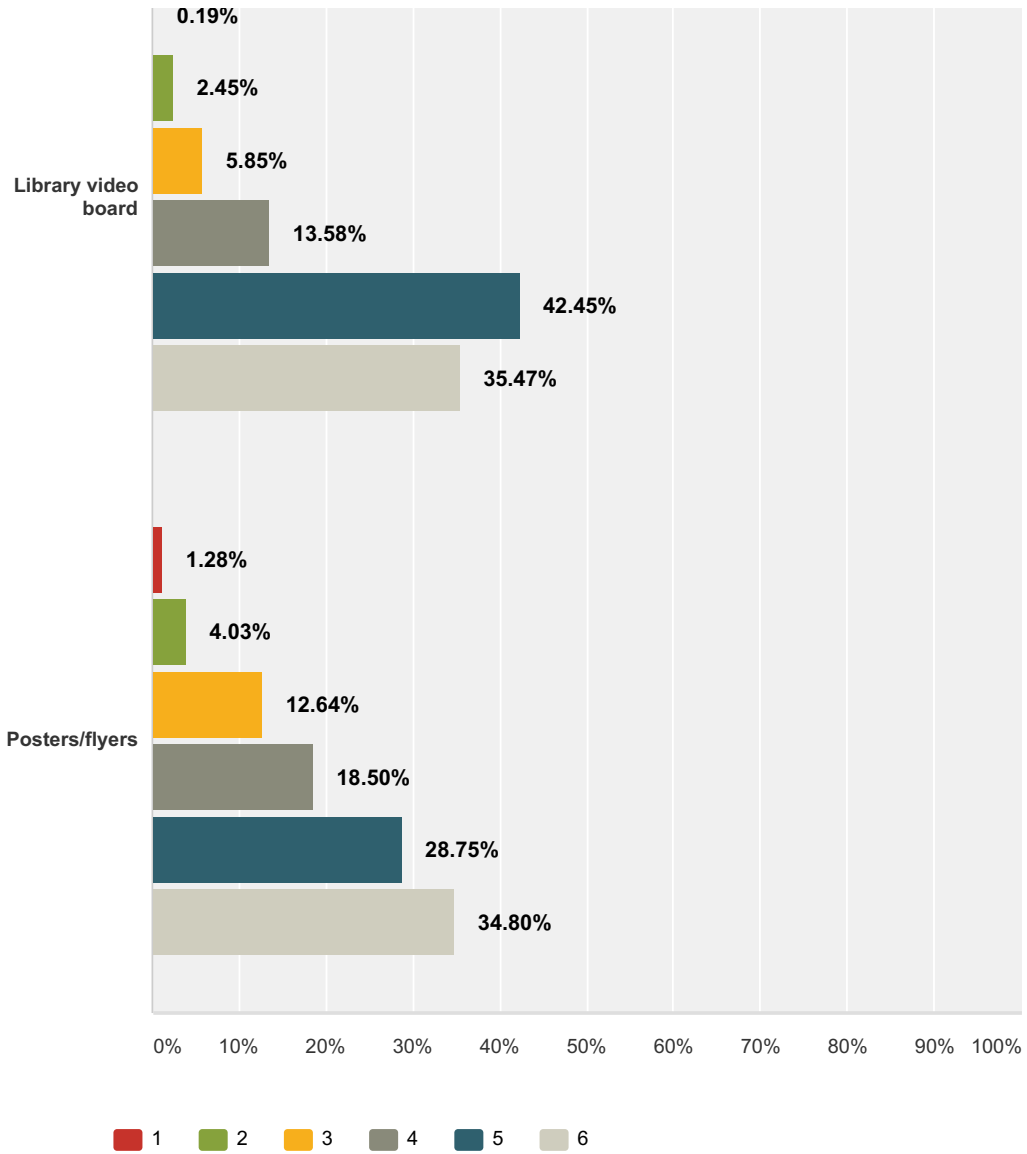
Answered: 699 Skipped: 159



Winnetka Caucus Council 2014 Survey



Winnetka Caucus Council 2014 Survey



	1	2	3	4	5	6	Total
Library Quarterly Newsletter (The Source)	52.91% 336	23.46% 149	14.02% 89	3.78% 24	2.99% 19	2.83% 18	635
Email	34.74% 206	32.38% 192	13.49% 80	6.07% 36	4.89% 29	8.43% 50	593
Library website	19.83% 115	30.17% 175	30.69% 178	10.69% 62	6.38% 37	2.24% 13	580
Newspaper calendar of events	2.72% 15	12.14% 67	22.83% 126	40.76% 225	10.33% 57	11.23% 62	552
Library video board	0.19% 1	2.45% 13	5.85% 31	13.58% 72	42.45% 225	35.47% 188	530
Posters/flyers	1.28% 7	4.03% 22	12.64% 69	18.50% 101	28.75% 157	34.80% 190	546

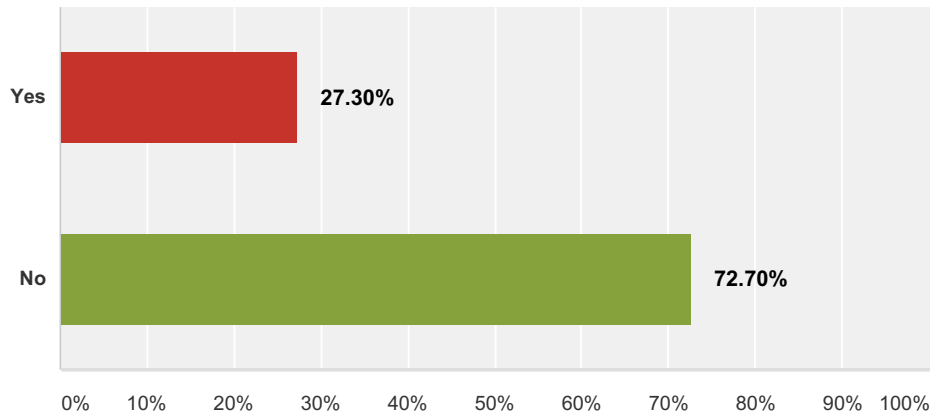
**Q46 Please add any additional comments
you'd like to make about the Winnetka-**

Northfield Library:

Answered: 128 Skipped: 730

Q47 Have you ever served on the Winnetka Caucus Council?

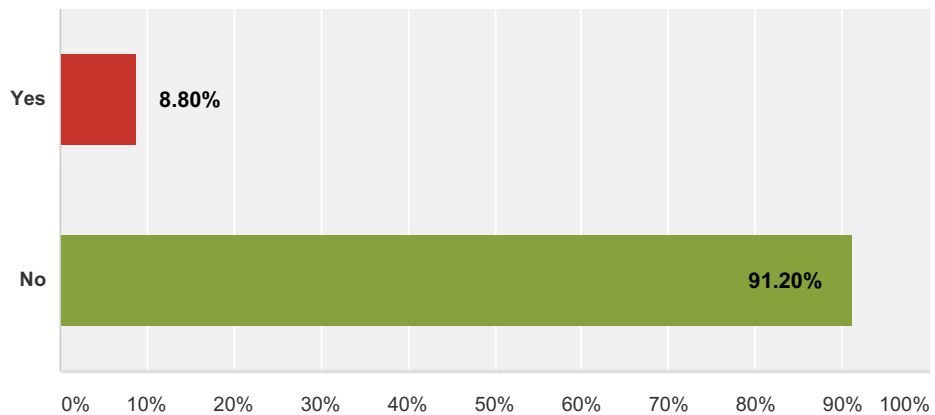
Answered: 773 Skipped: 85



Answer Choices	Responses	Count
Yes	27.30%	211
No	72.70%	562
Total		773

Q48 Have you ever served in an elected or appointed position on any of the taxing bodies in the Village?

Answered: 773 Skipped: 85

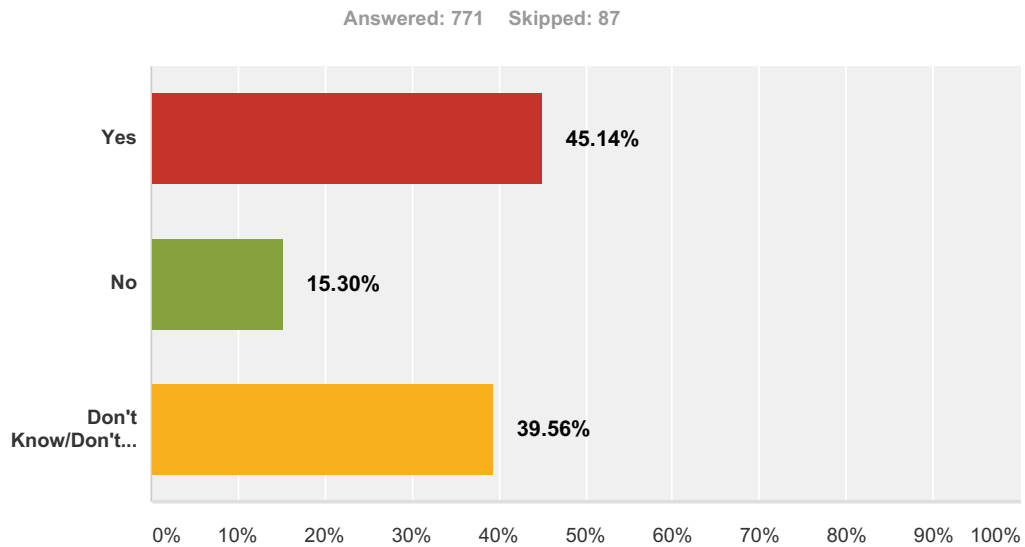


Answer Choices	Responses
----------------	-----------

Winnetka Caucus Council 2014 Survey

Yes	8.80%	68
No	91.20%	705
Total		773

Q49 The Caucus Council sent out a brief online survey in July 2014 testing the feasibility of developing more frequent online surveys. Did you receive an email from the Caucus Council with this survey link?



Answer Choices	Responses	
Yes	45.14%	348
No	15.30%	118
Don't Know/Don't Recall	39.56%	305
Total		771

Q50 If you did not receive the email with the link to this survey, but you would like to participate in future online surveys and be informed about important Caucus matters, please share your email address with us. We will not share your email address with any third parties. Your email address will not be associated with your survey response; your survey response is anonymous and confidential.

Winnetka Caucus Council 2014 Survey

Answered: 170 Skipped: 688

Answer Choices	Responses
Name:	0.00% 0
Company:	0.00% 0
Address:	0.00% 0
Address 2:	0.00% 0
City/Town:	0.00% 0
State:	0.00% 0
ZIP:	0.00% 0
Country:	0.00% 0
Email Address:	100.00% 170
Phone Number:	0.00% 0

Q51 Join the 2015 Caucus Council
The Caucus Council is responsible for slating candidates for the taxing bodies, conducting the annual survey, preparing platforms to present to the taxing bodies and holding town meetings (Spring and Fall). If you would like to represent your neighborhood by serving on the 2015 Caucus Council, or know of someone who would like to serve, please provide contact information below or click on the following link:2015 Caucus Interest Form.For more information, visit <http://www.winnetkacaucus.org/>.

Answered: 35 Skipped: 823

Answer Choices	Responses
Name:	97.14% 34
Company:	0.00% 0
Address:	0.00% 0
Address 2:	0.00% 0
City/Town:	0.00% 0
State:	0.00% 0
ZIP:	0.00% 0

Winnetka Caucus Council 2014 Survey

Country:	0.00%	0
Email Address:	65.71%	23
Phone Number:	57.14%	20