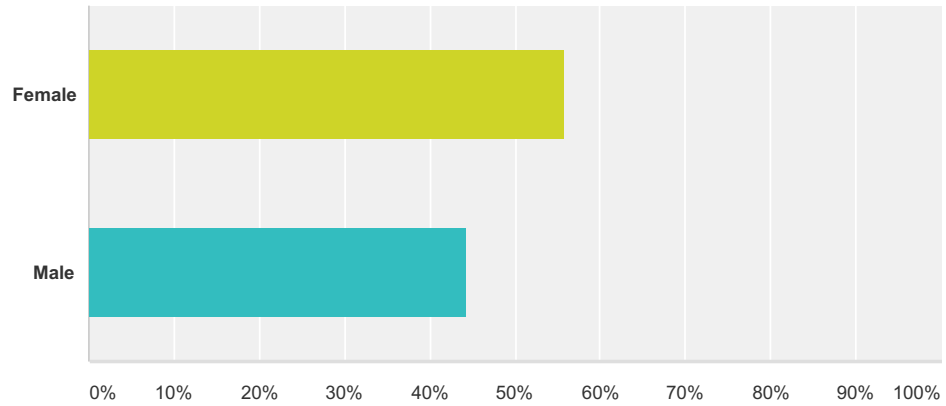


Q1 A postcard was mailed to your home containing your Unique Survey Code, a six (6) character alphanumeric code. Please input this six (6) character code.

Answered: 779 Skipped: 0

Q2 What is your gender?

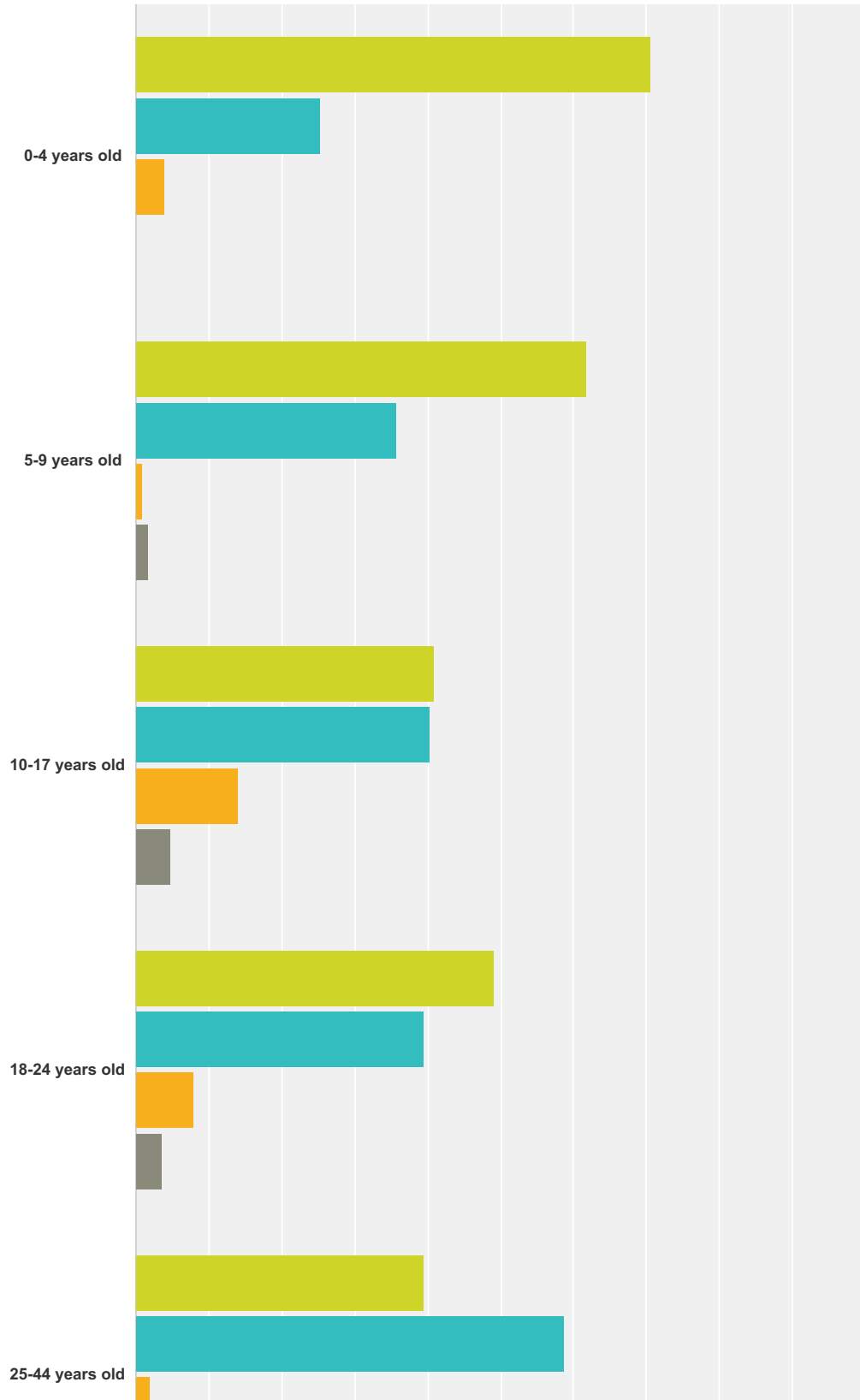
Answered: 763 Skipped: 16



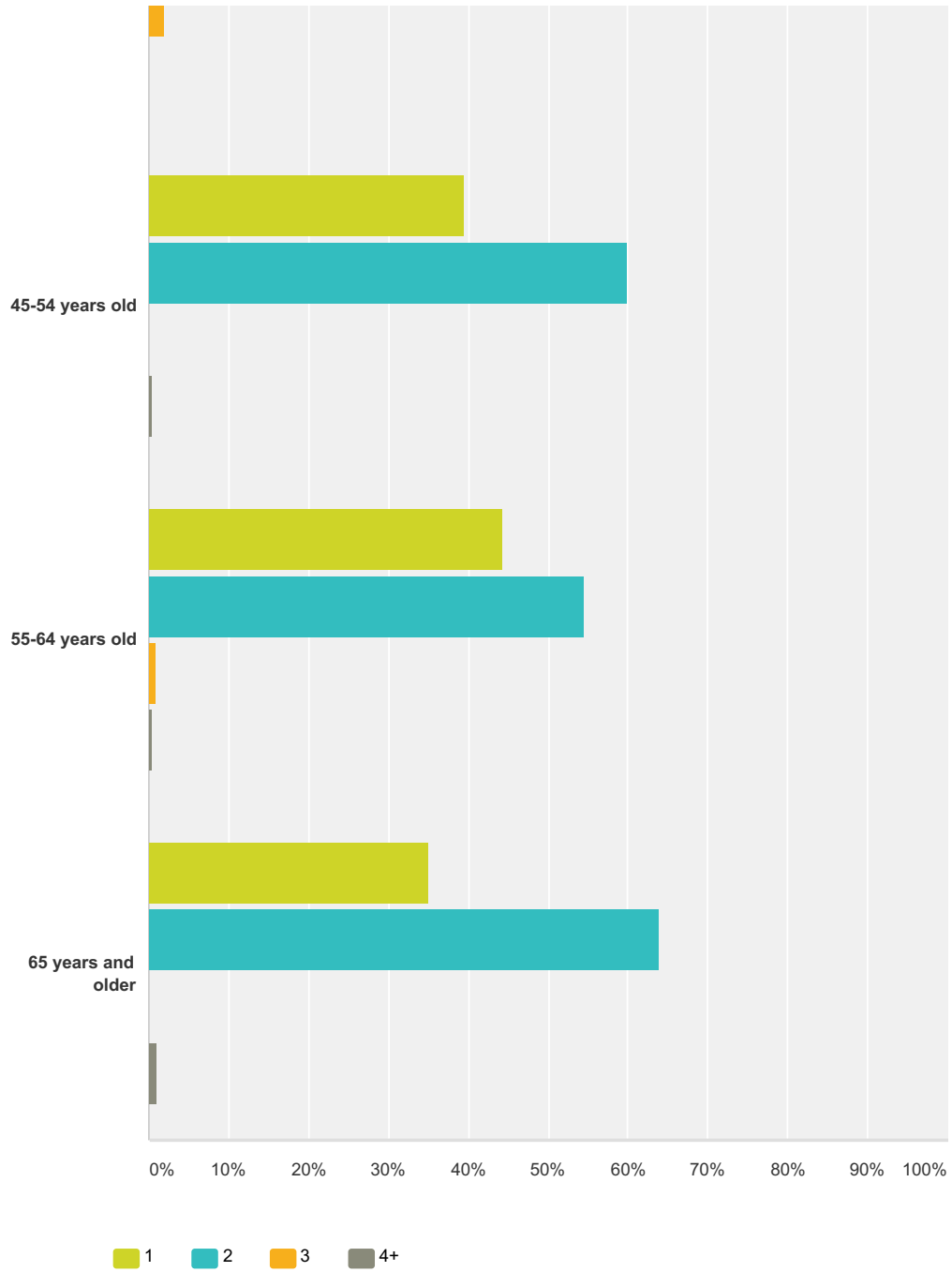
Answer Choices	Responses
Female	55.83% 426
Male	44.17% 337
Total	763

Q3 Below are age ranges. Please indicate the number of persons in your household in each applicable age range.

Answered: 763 Skipped: 16



2016 Caucus Survey Final



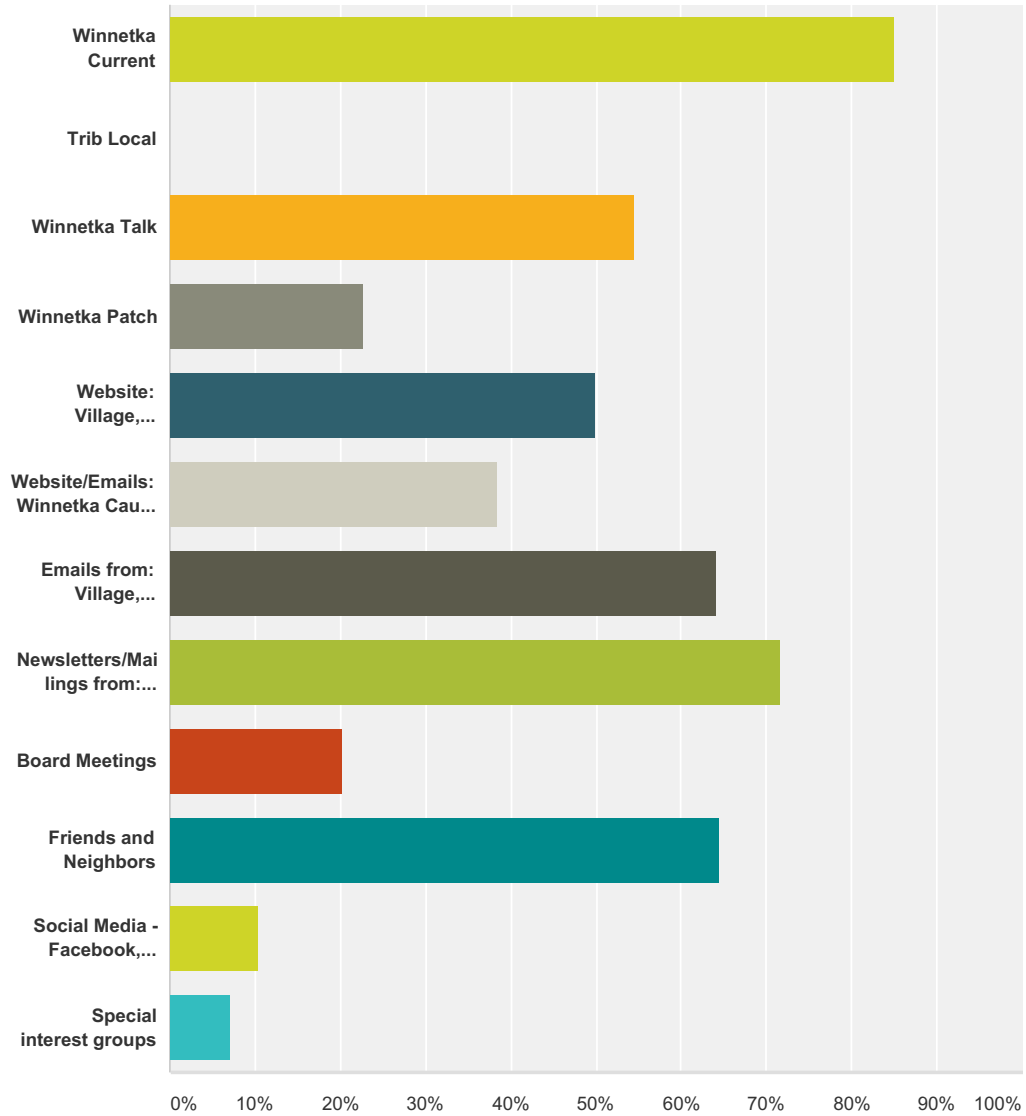
	1	2	3	4+	Total
0-4 years old	70.67% 53	25.33% 19	4.00% 3	0.00% 0	75
5-9 years old	61.79% 76	35.77% 44	0.81% 1	1.63% 2	123
10-17 years old	40.87% 85	40.38% 84	13.94% 29	4.81% 10	208
18-24 years old	49.09% 81	39.39% 65	7.88% 13	3.64% 6	165
25-44 years old	39.51% 64	58.64% 95	1.85% 3	0.00% 0	162

2016 Caucus Survey Final

45-54 years old	39.55% 87	60.00% 132	0.00% 0	0.45% 1	220
55-64 years old	44.27% 116	54.58% 143	0.76% 2	0.38% 1	262
65 years and older	35.07% 94	63.81% 171	0.00% 0	1.12% 3	268

Q4 What is your source for information about current events and key issues in our village?(Check ALL that apply)

Answered: 753 Skipped: 26



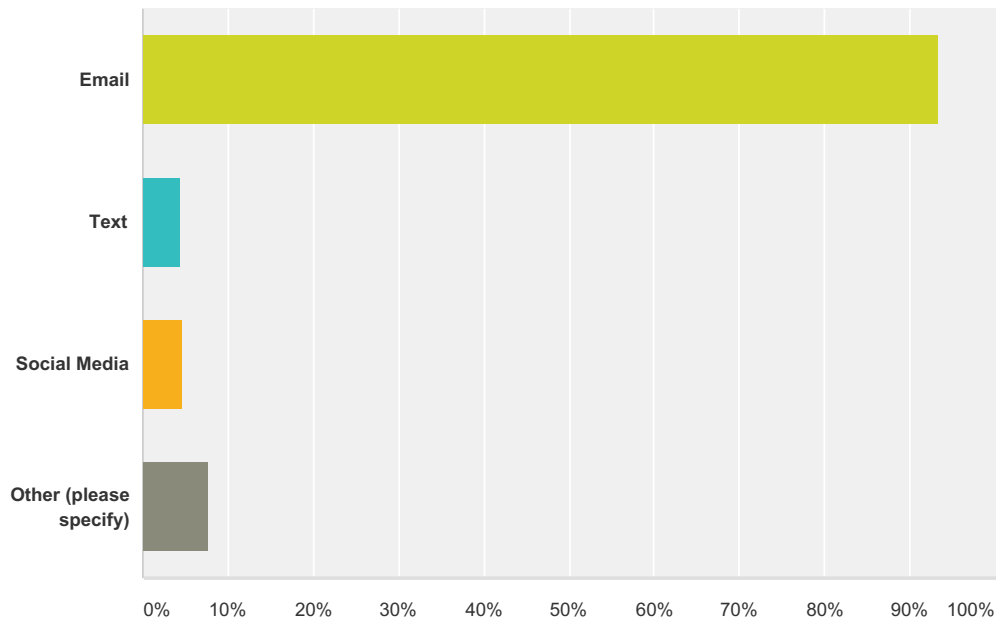
Answer Choices	Responses
Winnetka Current	84.99% 640
Trib Local	0.00% 0
Winnetka Talk	54.58% 411
Winnetka Patch	22.71% 171
Website: Village, Schools, Parks and/or Library	49.93% 376
Website/Emails: Winnetka Caucus Council	38.51% 290

2016 Caucus Survey Final

Emails from: Village, Schools, Parks and/or Library	64.14%	483
Newsletters/Mailings from: Village, Schools, Parks and/or Library	71.58%	539
Board Meetings	20.32%	153
Friends and Neighbors	64.54%	486
Social Media - Facebook, Twitter	10.49%	79
Special interest groups	7.17%	54
Total Respondents: 753		

Q5 What is the best way for Village Boards to communicate with you?

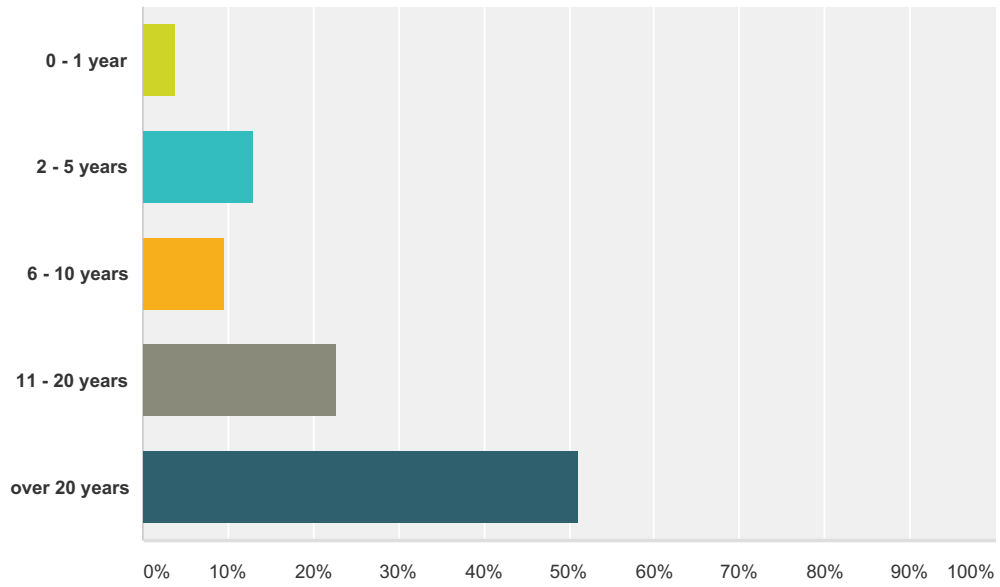
Answered: 742 Skipped: 37



Answer Choices	Responses
Email	93.26% 692
Text	4.31% 32
Social Media	4.58% 34
Other (please specify)	7.68% 57
Total Respondents: 742	

Q6 How many years have you lived in your community?

Answered: 763 Skipped: 16

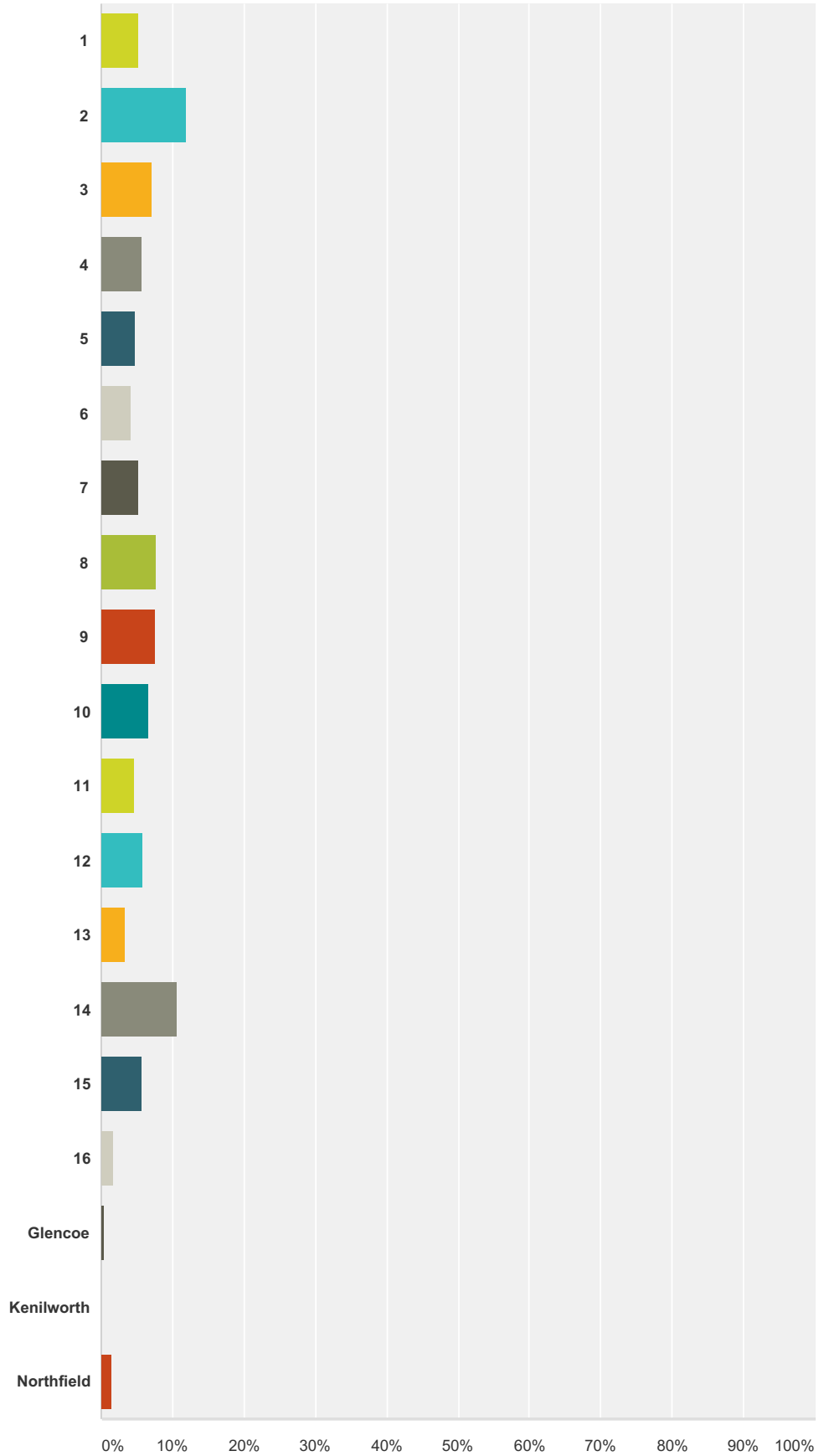


Answer Choices	Responses	Count
0 - 1 year	3.80%	29
2 - 5 years	12.84%	98
6 - 10 years	9.57%	73
11 - 20 years	22.67%	173
over 20 years	51.11%	390
Total		763

Q7 Using the map please Indicate in which district you live

Answered: 757 Skipped: 22

2016 Caucus Survey Final



Answer Choices

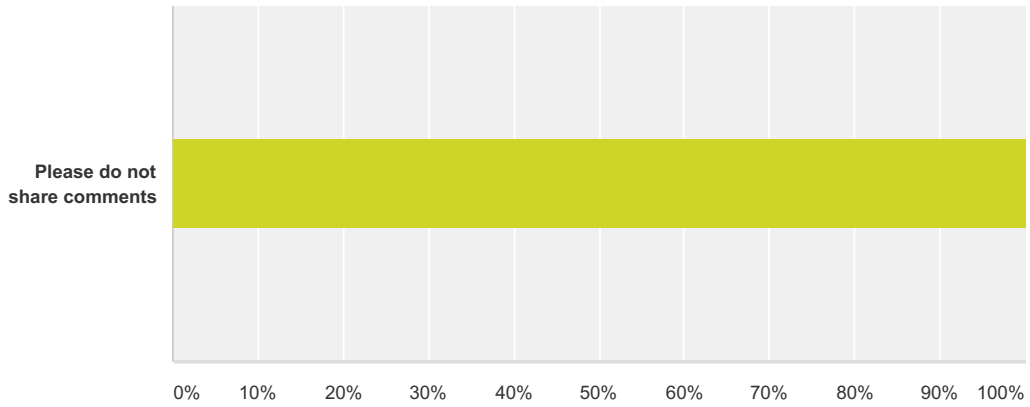
Responses

2016 Caucus Survey Final

1	5.28%	40
2	11.89%	90
3	7.00%	53
4	5.68%	43
5	4.89%	37
6	4.23%	32
7	5.28%	40
8	7.79%	59
9	7.53%	57
10	6.74%	51
11	4.62%	35
12	5.81%	44
13	3.30%	25
14	10.70%	81
15	5.68%	43
16	1.72%	13
Glencoe	0.40%	3
Kenilworth	0.00%	0
Northfield	1.45%	11
Total		757

**Q8 All survey information is anonymous.
Please check this box if you don't want your
comments shared verbatim with the
relevant boards.**

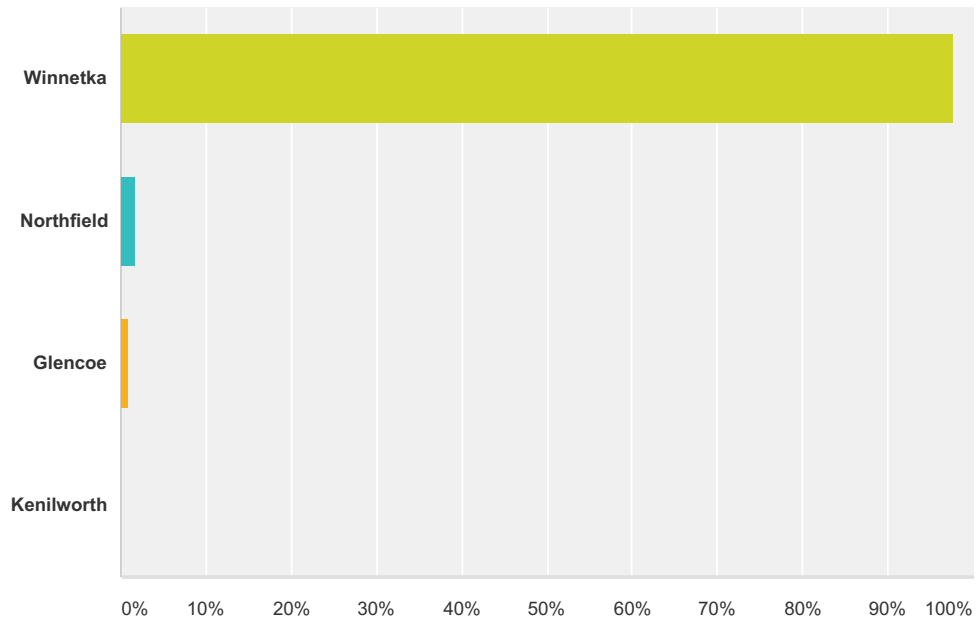
Answered: 69 Skipped: 710



Answer Choices	Responses
Please do not share comments	100.00% 69
Total	69

Q9 I am a resident of:

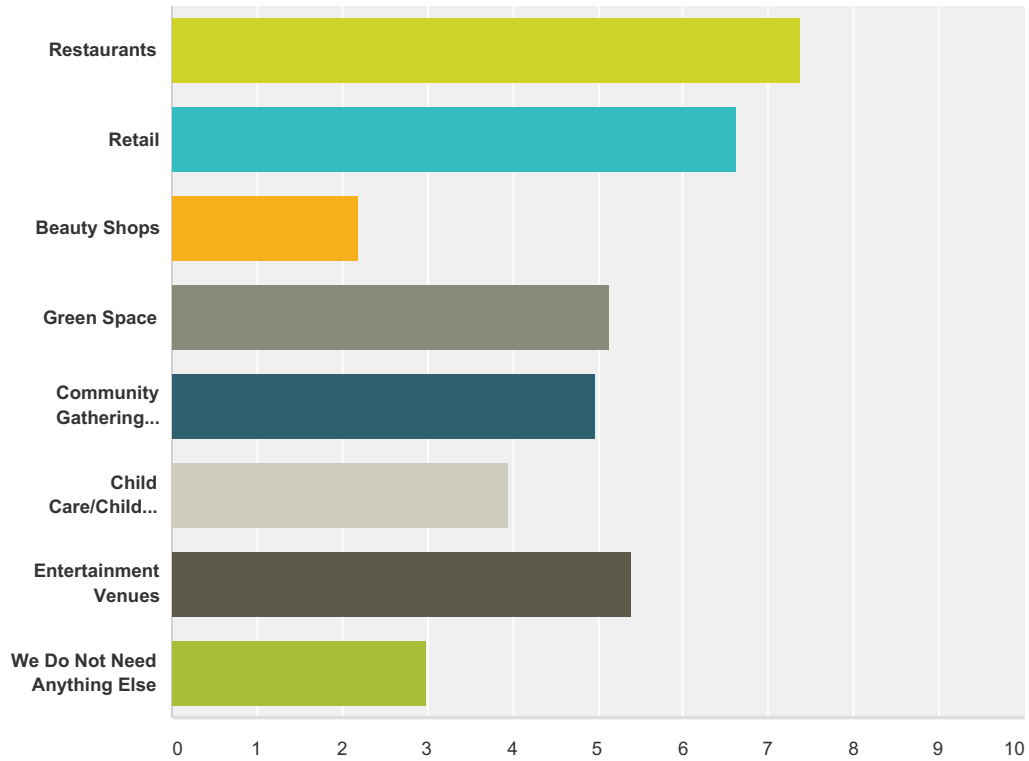
Answered: 763 Skipped: 16



Answer Choices	Responses
Winnetka	97.64% 745
Northfield	1.57% 12
Glencoe	0.79% 6
Kenilworth	0.00% 0
Total	763

Q10 What do you think we need more of in Winnetka's downtown commercial districts? Please rank in order, with "1" being most needed:

Answered: 686 Skipped: 93



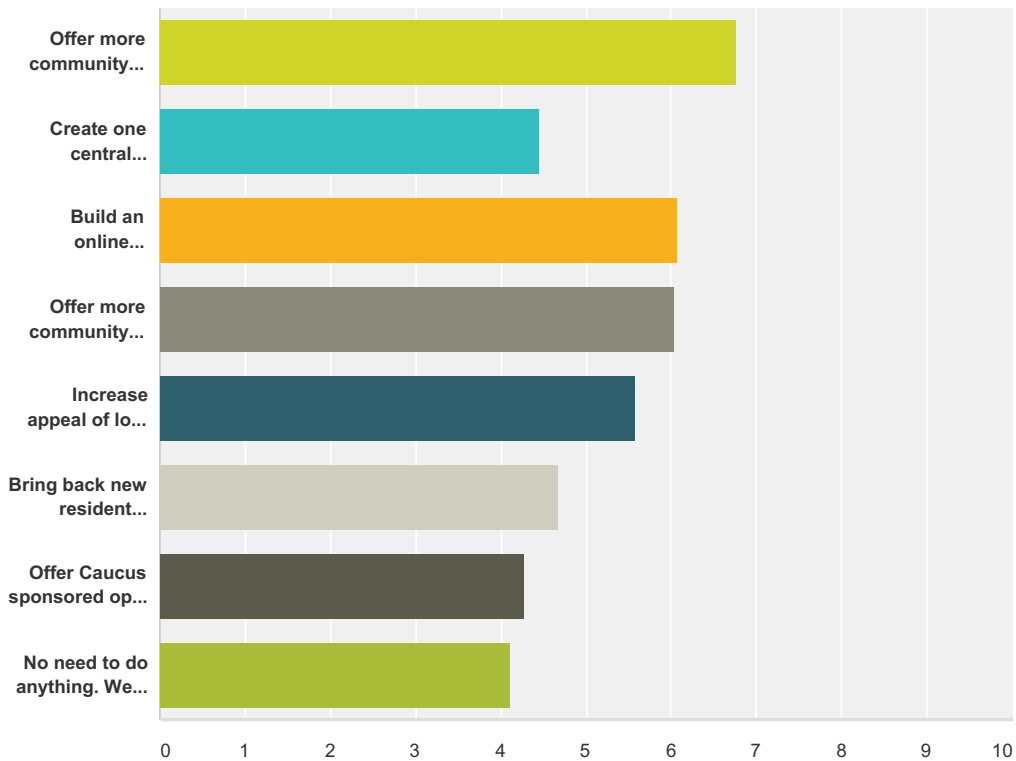
	1	2	3	4	5	6	7	8	Total	Score
Restaurants	61.59% 372	23.01% 139	10.10% 61	2.81% 17	1.49% 9	0.83% 5	0.17% 1	0.00% 0	604	7.37
Retail	24.14% 140	44.48% 258	15.34% 89	7.41% 43	3.79% 22	2.93% 17	1.72% 10	0.17% 1	580	6.61
Beauty Shops	0.00% 0	0.00% 0	3.45% 12	4.31% 15	4.89% 17	13.22% 46	43.39% 151	30.75% 107	348	2.19
Green Space	14.03% 62	11.31% 50	16.97% 75	18.33% 81	18.55% 82	13.57% 60	6.11% 27	1.13% 5	442	5.13
Community Gathering Spaces	4.22% 19	12.22% 55	21.33% 96	22.67% 102	22.67% 102	11.56% 52	4.22% 19	1.11% 5	450	4.96
Child Care/Child Oriented Service Facilities	2.59% 10	3.37% 13	12.95% 50	14.51% 56	21.24% 82	27.98% 108	13.73% 53	3.63% 14	386	3.95
Entertainment Venues	8.25% 40	19.79% 96	27.22% 132	18.56% 90	9.90% 48	8.25% 40	6.19% 30	1.86% 9	485	5.39
We Do Not Need Anything Else	8.87% 26	6.83% 20	5.80% 17	8.53% 25	5.46% 16	2.73% 8	10.92% 32	50.85% 149	293	2.99

Q11 From Question 10, please provide specific examples of the above you feel is needed in downtown Winnetka or anything not covered in the list above.

Answered: 394 Skipped: 385

Q12 What could the Village do to enhance a stronger sense of community among Winnetka residents? Please rank in order, with “1” being the most helpful:

Answered: 646 Skipped: 133



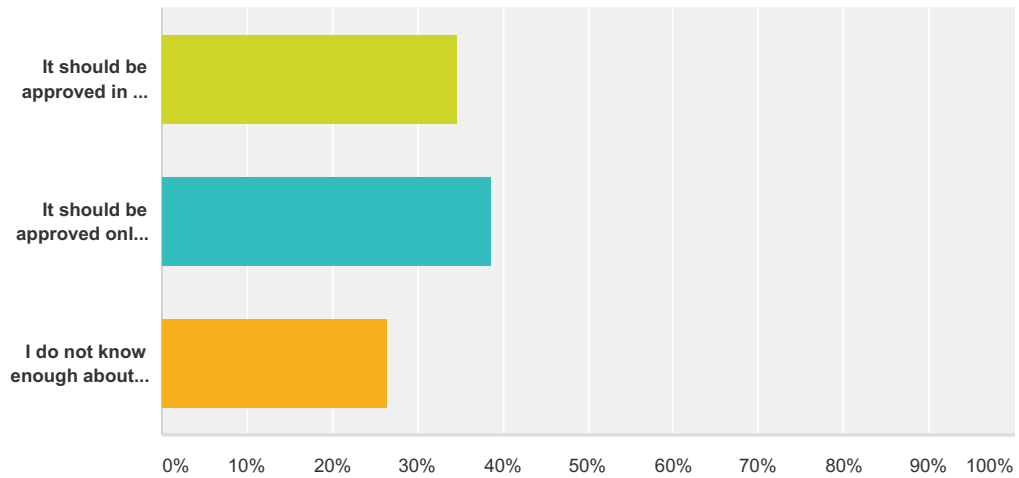
	1	2	3	4	5	6	7	8	Total	Score
Offer more community events [i.e. "First Thursday" type evenings where shops and restaurants have extended hours to encourage local dining and shopping or family nights at local restaurants a few times a year].	43.96% 182	22.95% 95	13.77% 57	10.39% 43	4.35% 18	2.90% 12	1.45% 6	0.24% 1	414	6.76
Create one central physical space where community information is available [electronic kiosk of sorts, for example].	7.74% 24	14.84% 46	11.94% 37	13.87% 43	14.84% 46	13.23% 41	15.48% 48	8.06% 25	310	4.45
Build an online community calendar highlighting local offerings.	25.31% 101	23.06% 92	20.30% 81	12.03% 48	9.02% 36	6.77% 27	2.51% 10	1.00% 4	399	6.08
Offer more community places for all phases of life [some communities are installing "pop up parks" which are places where one day there could be pop up chess boards, entertainment / programing or an occasional small scale farmers market].	20.72% 81	26.85% 105	20.97% 82	11.00% 43	12.02% 47	4.60% 18	2.81% 11	1.02% 4	391	6.03
Increase appeal of local streetscapes to include more benches and lighting with the hope that these will promote lingering and visiting among people downtown.	20.98% 81	17.88% 69	17.88% 69	14.77% 57	9.84% 38	9.33% 36	6.74% 26	2.59% 10	386	5.58
Bring back new resident "welcome baskets" to connect new families to what is available.	11.86% 44	14.56% 54	13.21% 49	13.75% 51	11.86% 44	12.40% 46	15.09% 56	7.28% 27	371	4.67

2016 Caucus Survey Final

Offer Caucus sponsored open houses with the Village, Library, Schools, and Parks to help residents better understand the role of offerings of these entities.	7.76% 27	9.77% 34	13.22% 46	15.23% 53	12.36% 43	15.52% 54	18.97% 66	7.18% 25	348	4.27
No need to do anything. We already have a very strong sense of community	31.38% 91	5.86% 17	3.10% 9	4.14% 12	3.45% 10	4.14% 12	6.90% 20	41.03% 119	290	4.12

Q13 The proposed One Winnetka development of the blocks on Lincoln Avenue and Elm Street is now before the Village Council.

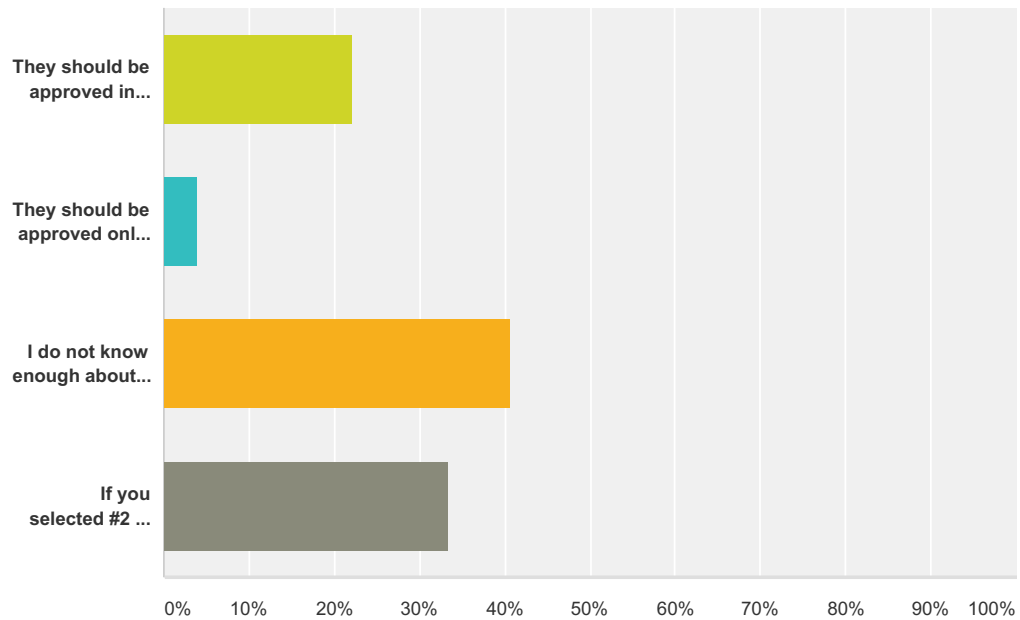
Answered: 682 Skipped: 97



Answer Choices	Responses
It should be approved in its current form.	34.75% 237
It should be approved only if there are changes to it. (Please suggest key changes in field provided below.)	38.71% 264
I do not know enough about all the ramifications of the project to have an informed opinion at this point.	26.54% 181
Total	682

Q14 The Village Council is also reviewing the stormwater flooding proposals of Strand Associates. What is your current opinion of the proposals?

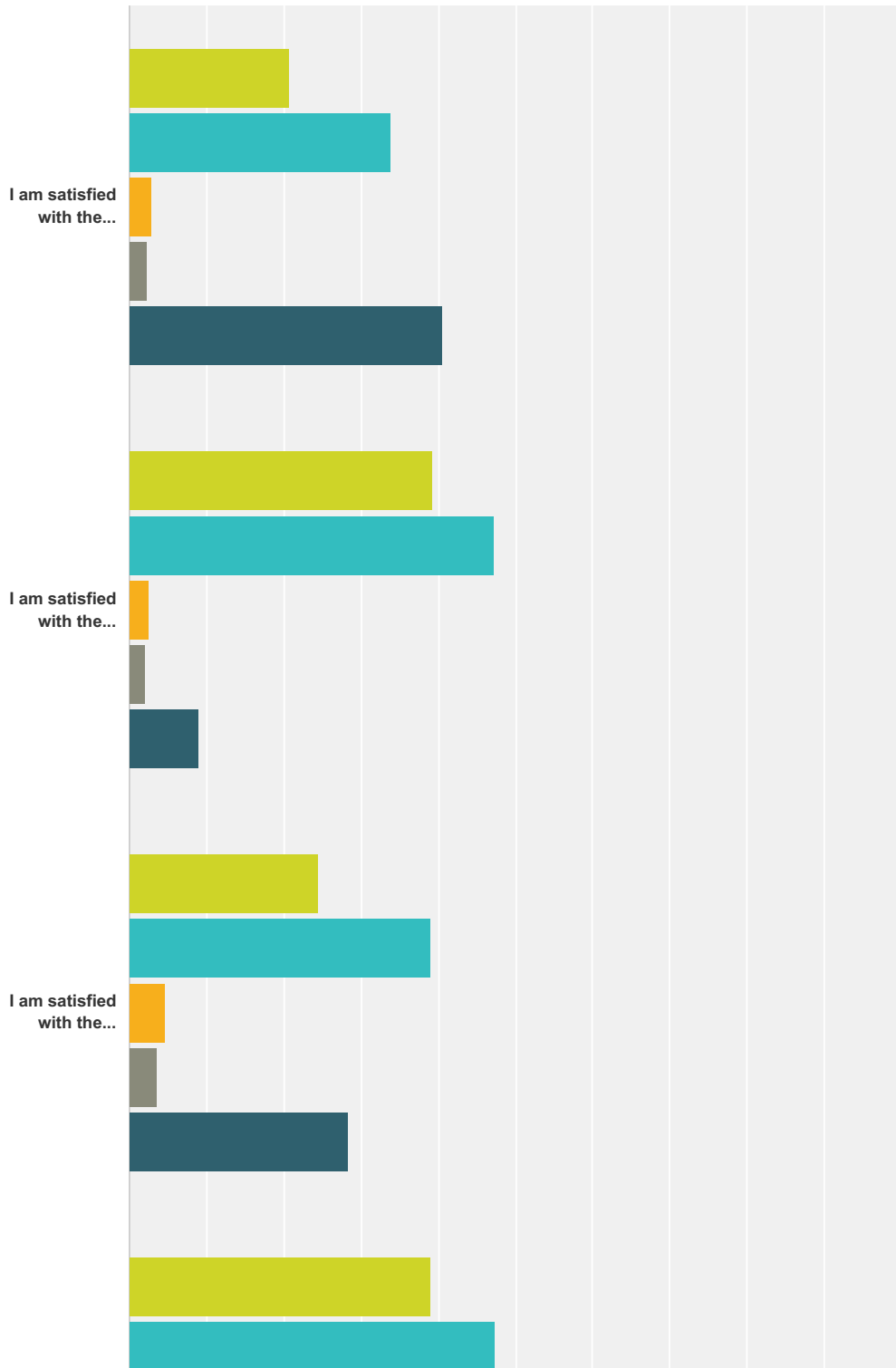
Answered: 693 Skipped: 86



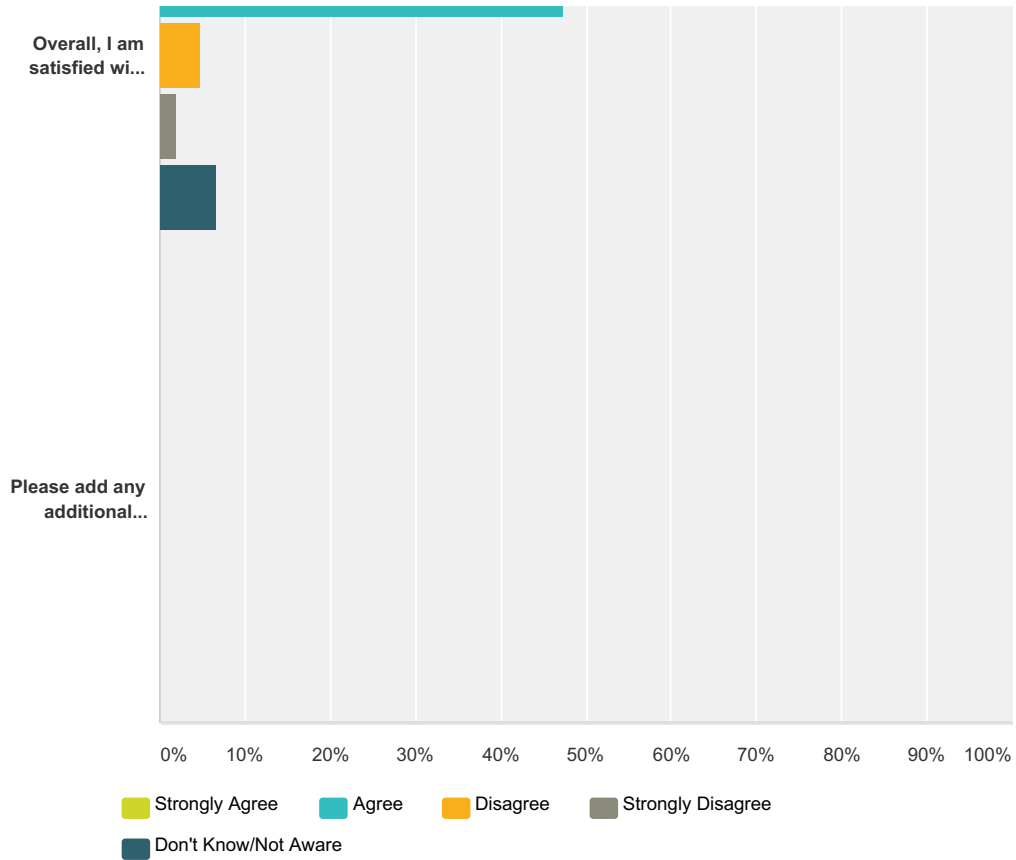
Answer Choices	Responses	
They should be approved in their current form.	22.08%	153
They should be approved only if there are changes to them.(Please suggest key changes in field provided below.)	3.90%	27
I do not know enough about all the ramifications of the proposals to have an informed opinion at this point.	40.69%	282
If you selected #2 on this question, please provide key suggestions here.	33.33%	231
Total		693

Q15 Please indicate your satisfaction with the following as they relate to our Village library:(For each statement, choose one of the following: Strongly agree, Agree, Disagree, Strongly Disagree, Don't know/Not aware)

Answered: 675 Skipped: 104



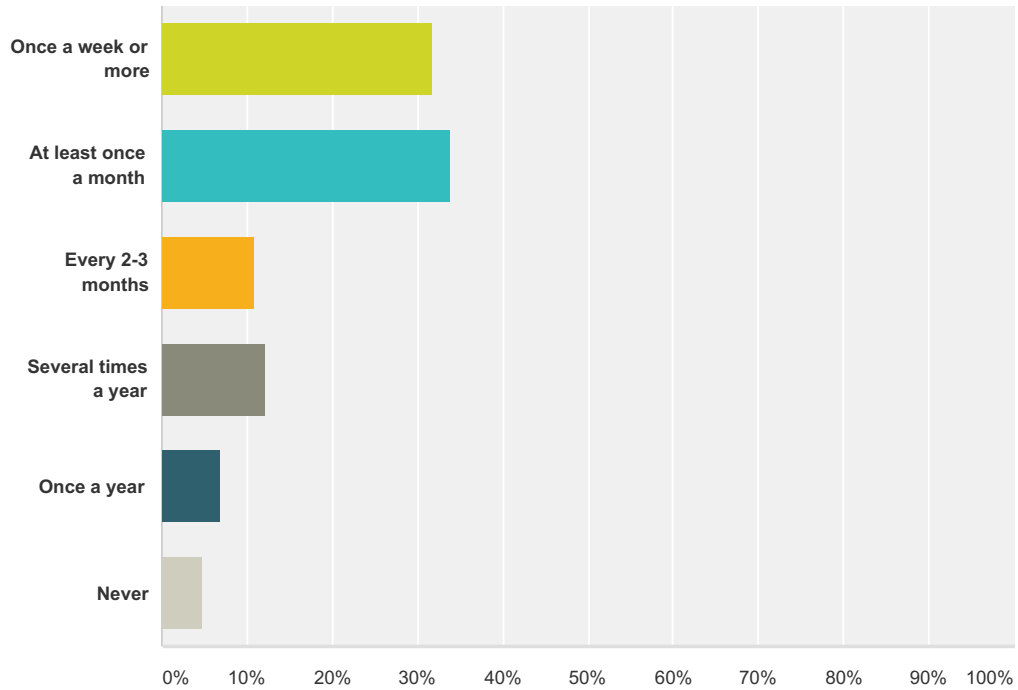
2016 Caucus Survey Final



	Strongly Agree	Agree	Disagree	Strongly Disagree	Don't Know/Not Aware	Total
I am satisfied with the financial management of the Winnetka-Northfield Library.	20.75% 139	33.73% 226	2.84% 19	2.24% 15	40.45% 271	670
I am satisfied with the communications that come from the Winnetka-Northfield Library.	39.16% 262	47.23% 316	2.54% 17	2.09% 14	8.97% 60	669
I am satisfied with the performance of the Winnetka-Northfield Library Board.	24.44% 163	39.13% 261	4.50% 30	3.45% 23	28.49% 190	667
Overall, I am satisfied with the Winnetka-Northfield Library.	39.13% 261	47.38% 316	4.80% 32	1.95% 13	6.75% 45	667
Please add any additional comments about the Winnetka-Northfields Library.	0.00% 0	0.00% 0	0.00% 0	0.00% 0	0.00% 0	0

Q16 How often does your household use the services offered by the Winnetka-Northfield library? (Choose one of the following)

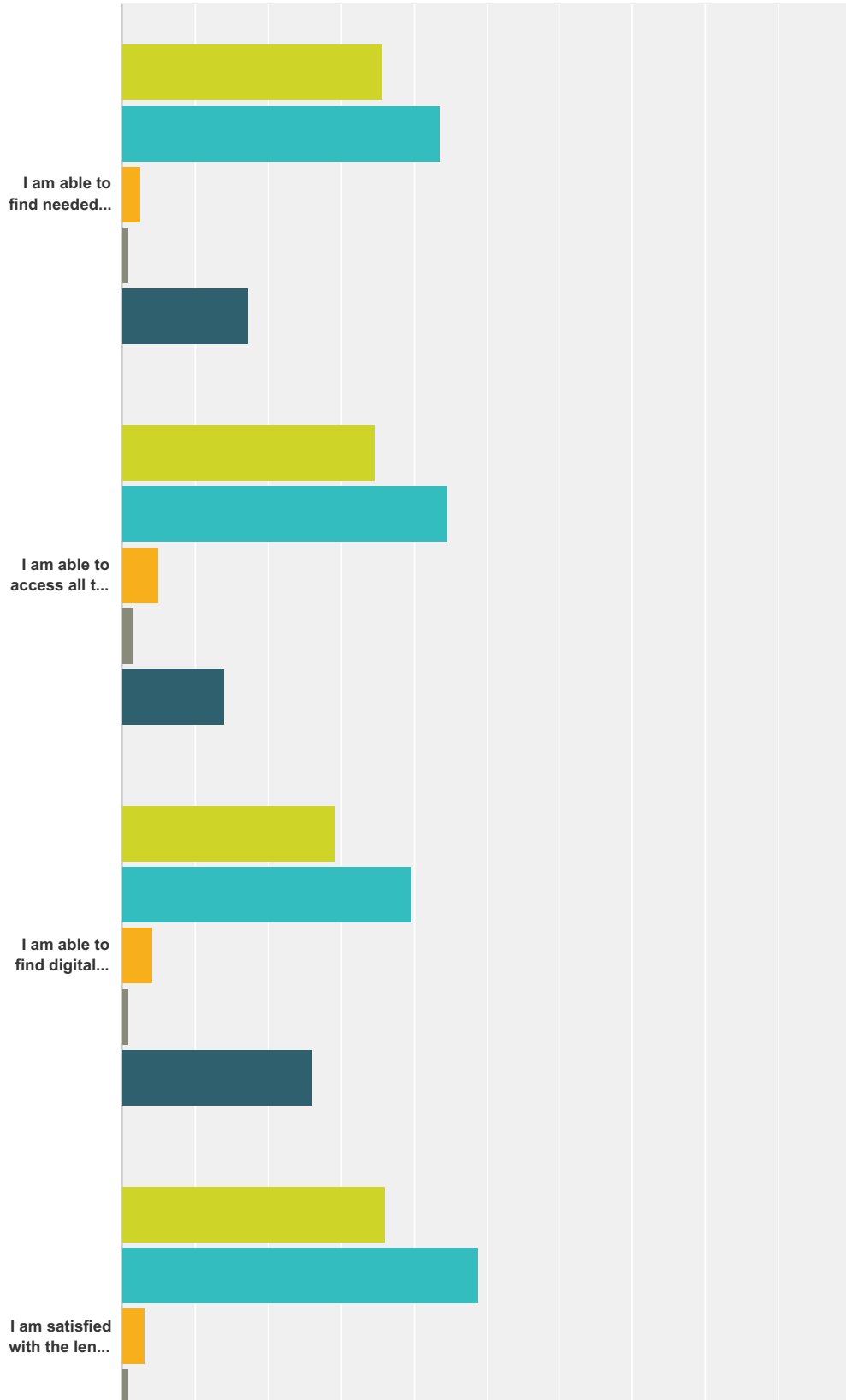
Answered: 673 Skipped: 106



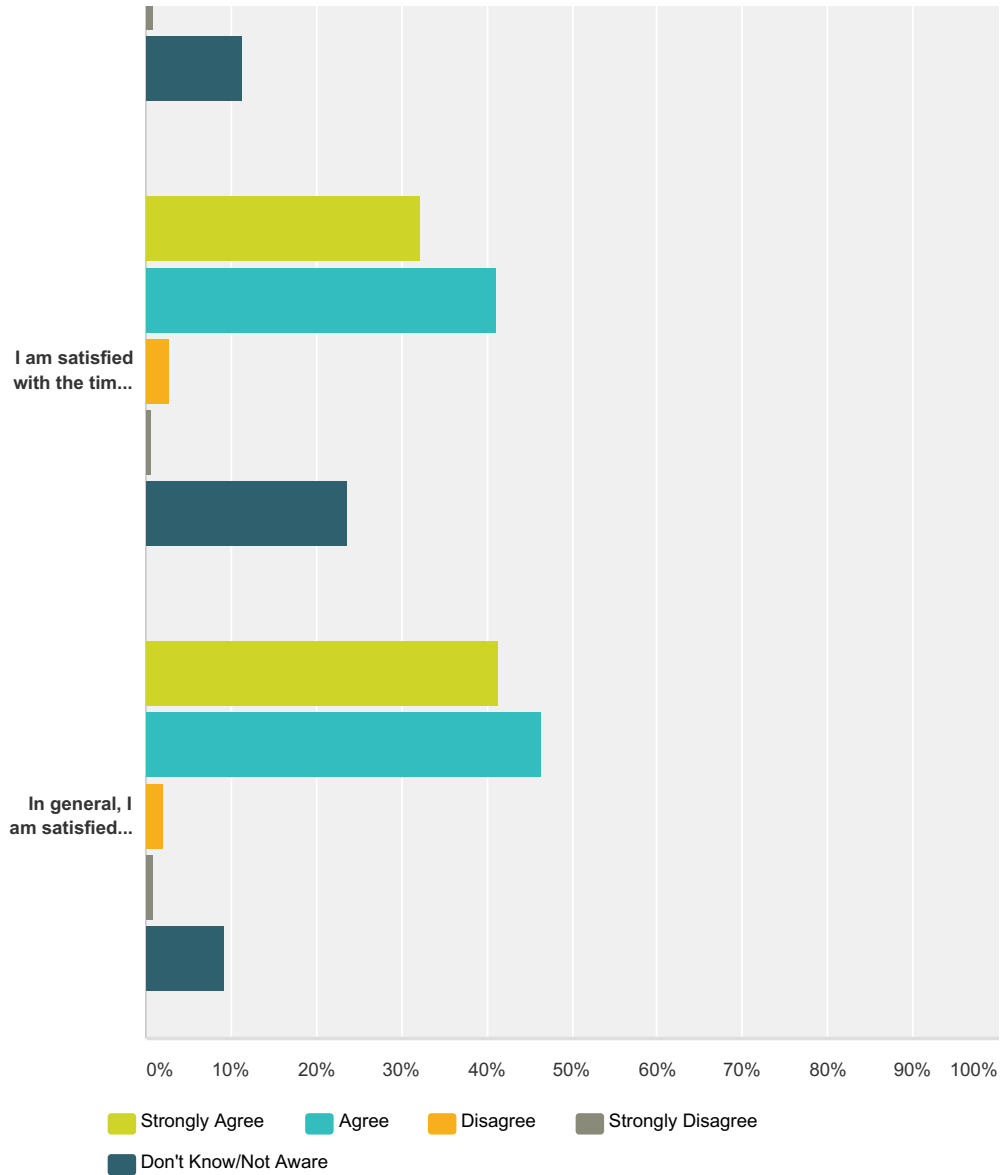
Answer Choices	Responses	
Once a week or more	31.65%	213
At least once a month	33.73%	227
Every 2-3 months	10.85%	73
Several times a year	12.04%	81
Once a year	6.98%	47
Never	4.75%	32
Total		673

Q17 Please indicate your satisfaction with the following statements as they relate to your experience with Library services:

Answered: 662 Skipped: 117



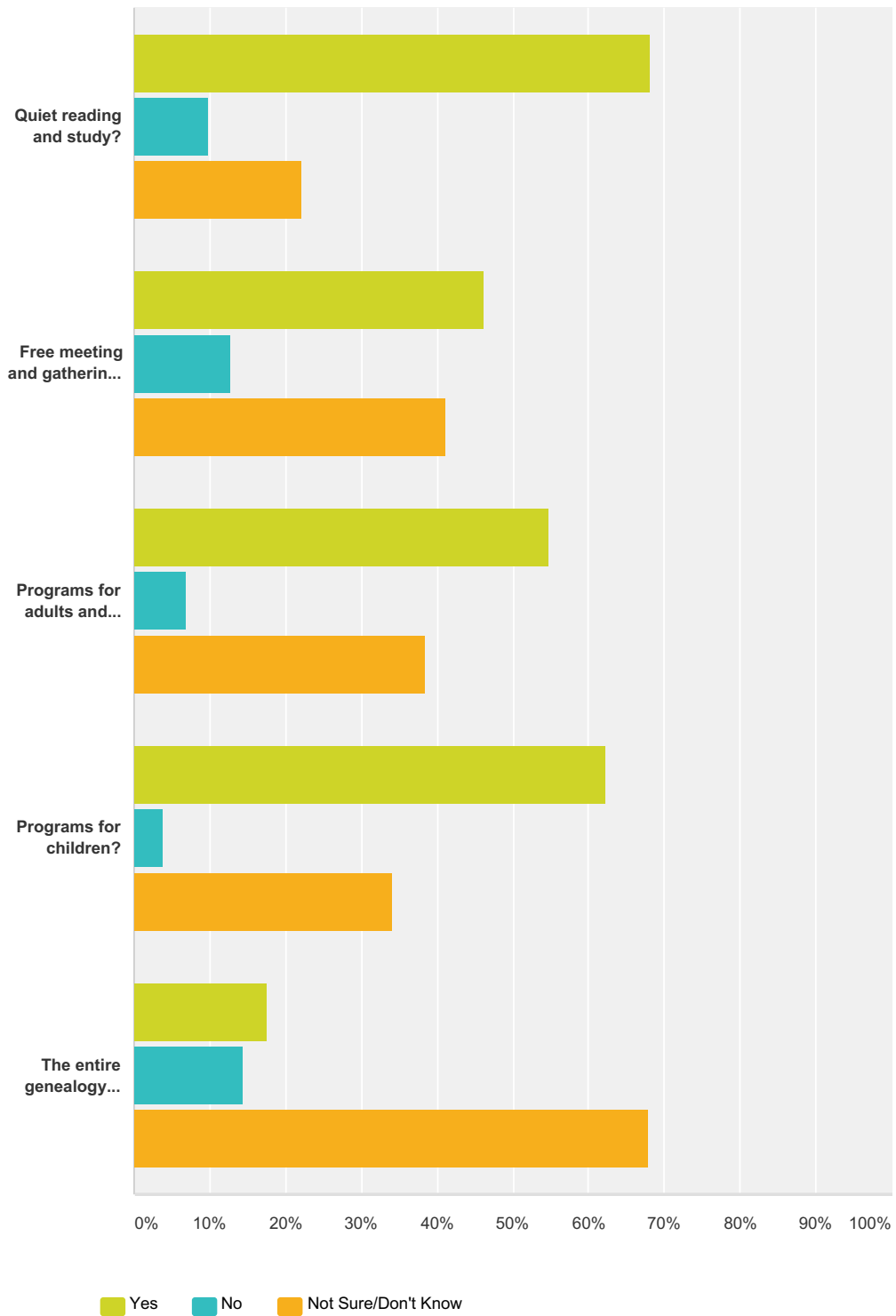
2016 Caucus Survey Final



	Strongly Agree	Agree	Disagree	Strongly Disagree	Don't Know/Not Aware	Total
I am able to find needed references at the Winnetka Library.	35.74% 233	43.56% 284	2.45% 16	0.92% 6	17.33% 113	652
I am able to access all the physical materials I need at the Library.	34.72% 226	44.70% 291	5.07% 33	1.54% 10	13.98% 91	651
I am able to find digital materials (eBooks, digital magazines, reference, streaming media) through the Library's website.	29.13% 187	39.72% 255	4.21% 27	0.78% 5	26.17% 168	642
I am satisfied with the length of the checkout period for materials.	36.20% 236	48.77% 318	3.07% 20	0.77% 5	11.20% 73	652
I am satisfied with the time it takes to get requested materials through interlibrary loan.	32.15% 208	41.11% 266	2.63% 17	0.62% 4	23.49% 152	647
In general, I am satisfied with the level of service our household receives from the Winnetka-Northfield library.	41.37% 271	46.41% 304	2.14% 14	0.92% 6	9.16% 60	655

Q18 Does the library currently offer adequate space for:

Answered: 655 Skipped: 124



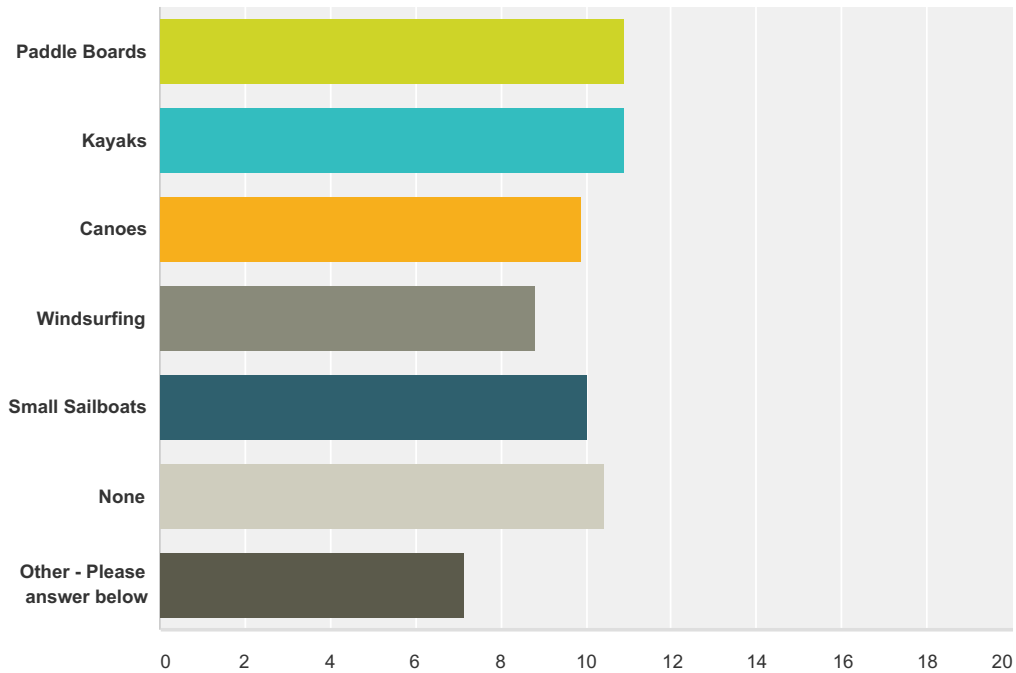
	Yes	No	Not Sure/Don't Know	Total
Quiet reading and study?	68.00% 442	9.85% 64	22.15% 144	650

2016 Caucus Survey Final

Free meeting and gathering space for public use?	46.06% 298	12.83% 83	41.11% 266	647
Programs for adults and teens?	54.66% 352	6.83% 44	38.51% 248	644
Programs for children?	62.28% 398	3.76% 24	33.96% 217	639
The entire genealogy collection?	17.64% 112	14.49% 92	67.87% 431	635

Q19 What type of non-motorized craft are you most interested in renting at the Winnetka beaches? Please rank preference from 1 (highest preference) to 7 (lowest preference):

Answered: 633 Skipped: 146



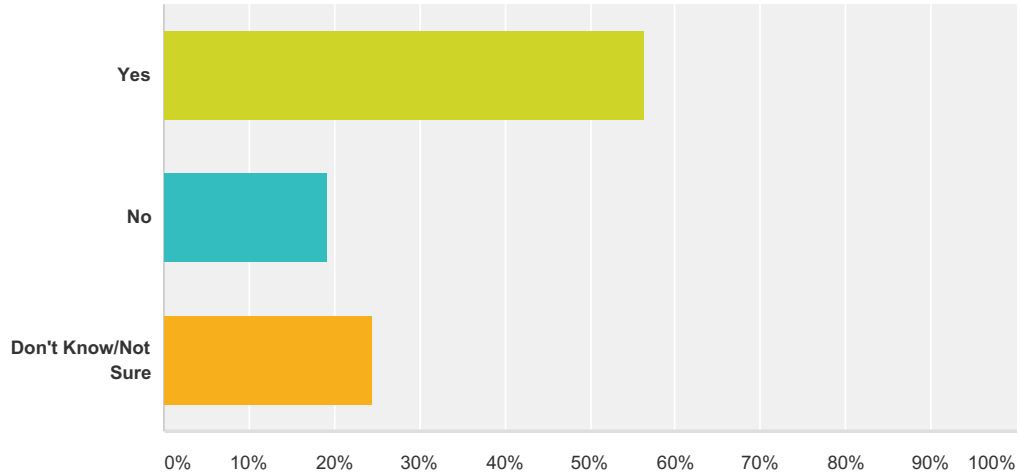
	1	2	3	4	5	6	7	1	2	3	4	5	Total	Score
Paddle Boards	46.58% 170	21.10% 77	15.89% 58	10.96% 40	3.29% 12	0.27% 1	1.92% 7	0.00% 0	0.00% 0	0.00% 0	0.00% 0	0.00% 0	365	10.88
Kayaks	32.30% 125	40.83% 158	17.31% 67	6.72% 26	1.55% 6	0.78% 3	0.52% 2	0.00% 0	0.00% 0	0.00% 0	0.00% 0	0.00% 0	387	10.91
Canoes	10.42% 32	24.76% 76	30.94% 95	15.64% 48	14.66% 45	1.95% 6	1.63% 5	0.00% 0	0.00% 0	0.00% 0	0.00% 0	0.00% 0	307	9.88
Windsurfing	4.47% 11	8.94% 22	12.20% 30	25.20% 62	38.21% 94	8.13% 20	2.85% 7	0.00% 0	0.00% 0	0.00% 0	0.00% 0	0.00% 0	246	8.80
Small Sailboats	22.35% 76	18.24% 62	21.47% 73	20.00% 68	14.12% 48	3.24% 11	0.59% 2	0.00% 0	0.00% 0	0.00% 0	0.00% 0	0.00% 0	340	10.03
None	67.11% 202	1.33% 4	1.66% 5	2.99% 9	1.66% 5	16.61% 50	8.64% 26	0.00% 0	0.00% 0	0.00% 0	0.00% 0	0.00% 0	301	10.45
Other - Please answer below	6.74% 6	4.49% 4	2.25% 2	5.62% 5	2.25% 2	21.35% 19	57.30% 51	0.00% 0	0.00% 0	0.00% 0	0.00% 0	0.00% 0	89	7.15

Q20 For Question 19, are there any other options you would like to see included?

Answered: 78 Skipped: 701

Q21 Currently, the Village owns and controls the Post Office site, and the Park District owns and controls the Dwyer Park site. As part of the Village Downtown Master Plan process, should the Village and the Park District consider combining the Post Office and Dwyer Park sites to maximize the use and value for residents?

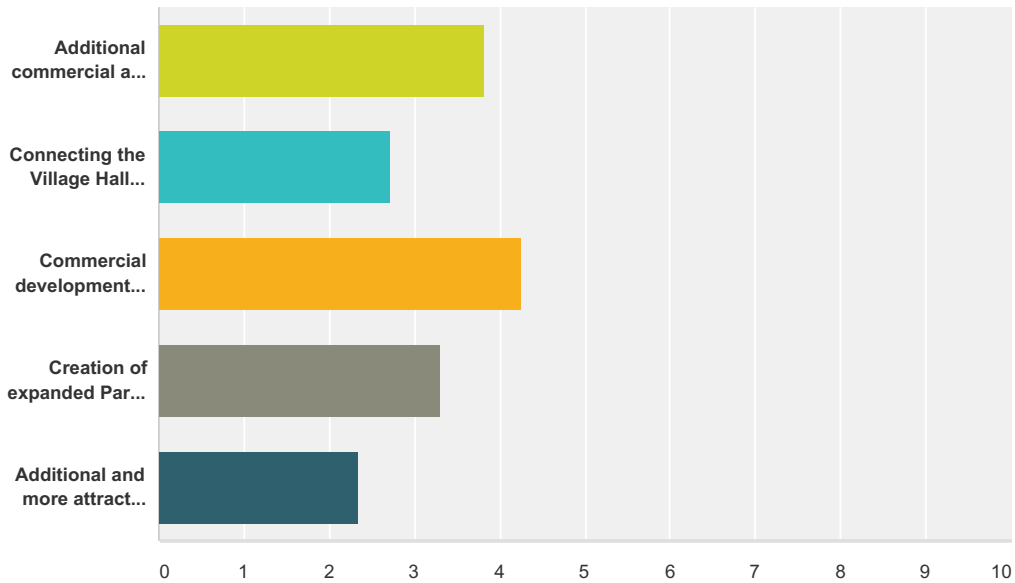
Answered: 657 Skipped: 122



Answer Choices	Responses	
Yes	56.32%	370
No	19.18%	126
Don't Know/Not Sure	24.51%	161
Total		657

Q22 Regardless of your response to the previous question, if the Post Office site is developed separately from Dwyer Park, what are you most interested in seeing the Post Office land used for? Please rank preference from 1 (highest preference) to 6 (lowest preference).

Answered: 630 Skipped: 149



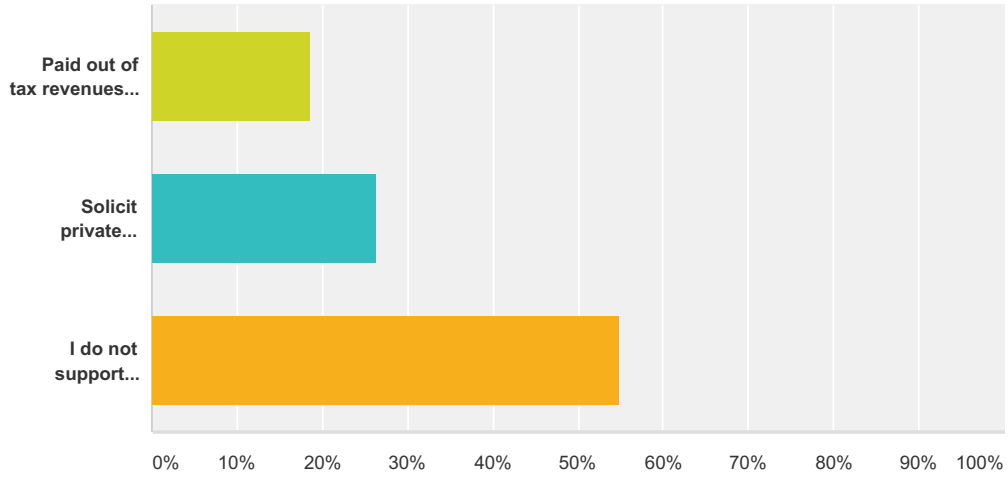
	1	2	3	4	5	Total	Score
Additional commercial and real estate development (as outlined in the Village Downtown Master Plan)	44.66% 209	22.44% 105	12.39% 58	12.39% 58	8.12% 38	468	3.83
Connecting the Village Hall to Dwyer Park via parkway	12.78% 46	18.61% 67	22.22% 80	20.28% 73	26.11% 94	360	2.72
Commercial development that might tie into Park District space (e.g., a restaurant with large cafe opening up to the park)	49.90% 249	31.46% 157	13.03% 65	5.01% 25	0.60% 3	499	4.25
Creation of expanded Park District space, with larger "meeting point" for all residents	22.82% 94	27.43% 113	18.20% 75	20.15% 83	11.41% 47	412	3.30
Additional and more attractive parking for existing retail locations	4.13% 15	17.63% 64	22.59% 82	19.83% 72	35.81% 130	363	2.34

**Q23 From Question 22: Are there any other
uses you would like to suggest?**

Answered: 186 Skipped: 593

Q24 If a new outdoor pool (and supporting infrastructure) were to be built, a 2010 study estimated the total costs would be around \$8 million. How do you believe such a pool should be funded (select only one).

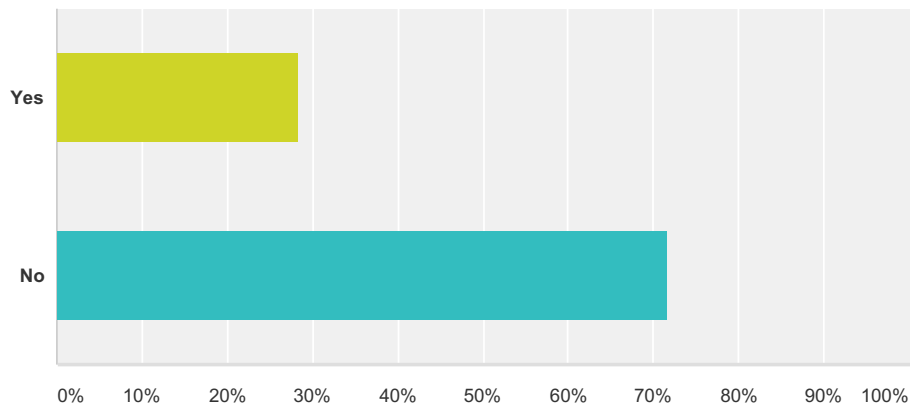
Answered: 671 Skipped: 108



Answer Choices	Responses
Paid out of tax revenues, estimated to cost taxpayers around \$120/year in incremental taxes per \$1M assessed house valuation.	18.63% 125
Solicit private donations, and if successful in raising the \$8 million capital investment, sell memberships (up to \$2,000 per year) to cover annual operating expenses, so there is no incremental cost to taxpayers.	26.38% 177
I do not support construction of an outdoor pool.	54.99% 369
Total	671

Q25 Currently, do you have any elementary (K-8) school age children living at home?

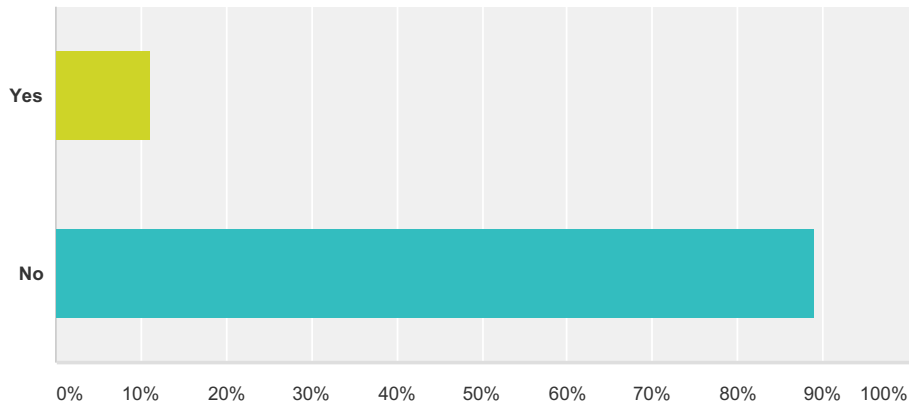
Answered: 658 Skipped: 121



Answer Choices	Responses	
Yes	28.42%	187
No	71.58%	471
Total		658

Q26 Do you have any children ages 1mo – pre-K living at home?

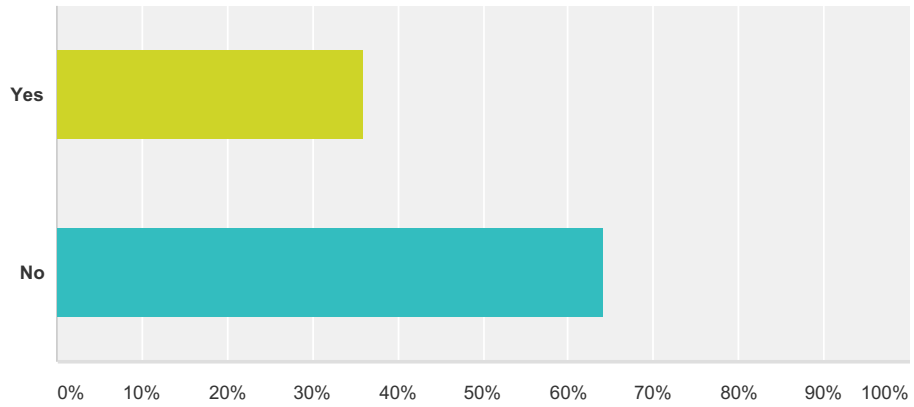
Answered: 659 Skipped: 120



Answer Choices	Responses	
Yes	11.08%	73
No	88.92%	586
Total		659

Q27 Within the past five years, has your household included any school age children (K-8th grade) who were enrolled in Winnetka Public Schools?

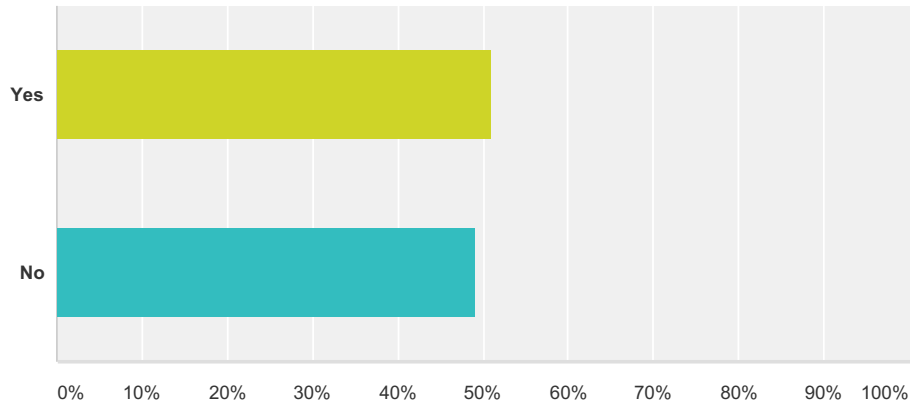
Answered: 656 Skipped: 123



Answer Choices	Responses
Yes	35.98% 236
No	64.02% 420
Total	656

Q28 Are you aware of the report and/or results that New Trier High School issued on Winnetka 36 student performance at New Trier?

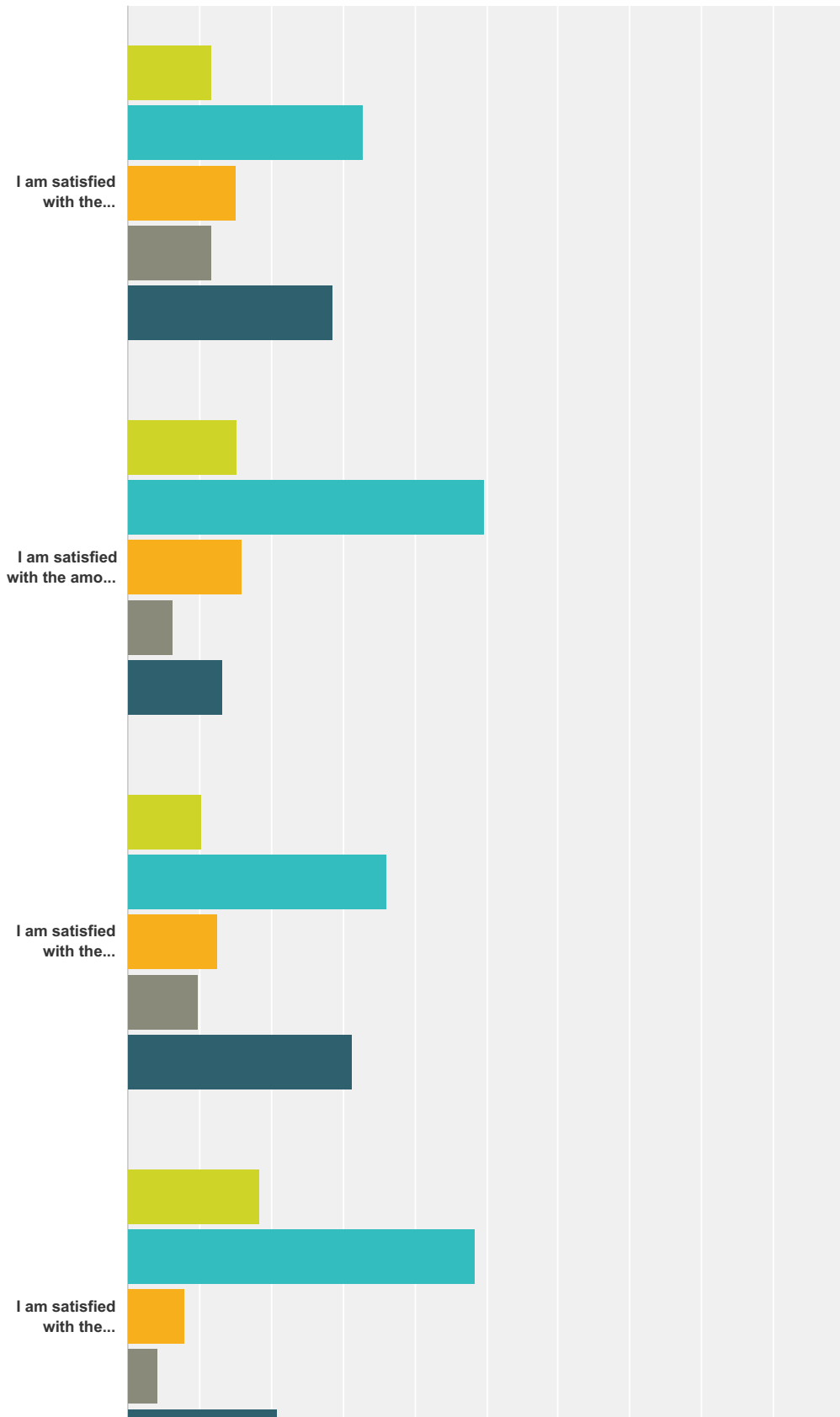
Answered: 654 Skipped: 125



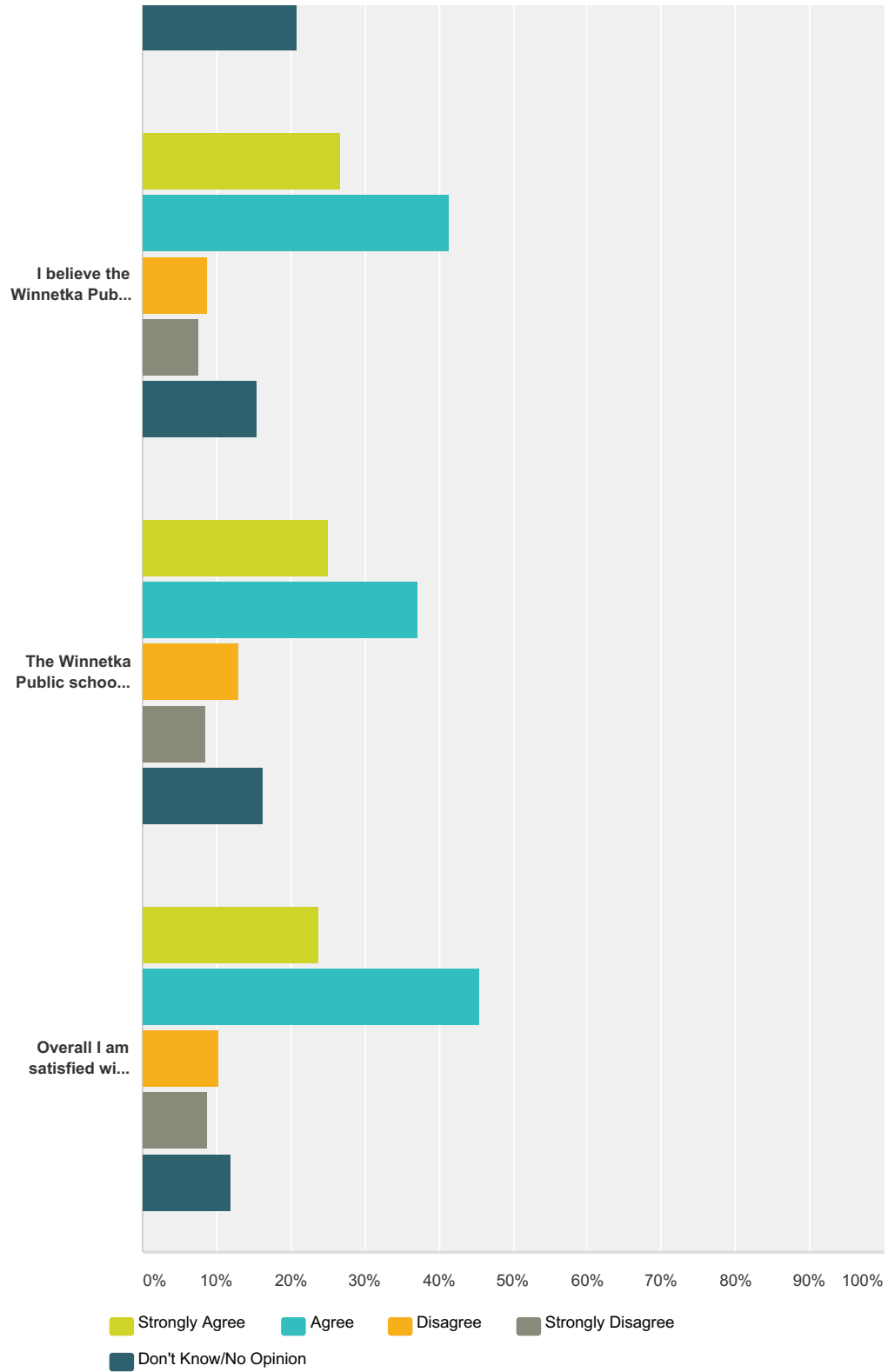
Answer Choices	Responses
Yes	50.92% 333
No	49.08% 321
Total	654

Q29 Please indicate your level of satisfaction with the following statements.

Answered: 640 Skipped: 139



2016 Caucus Survey Final



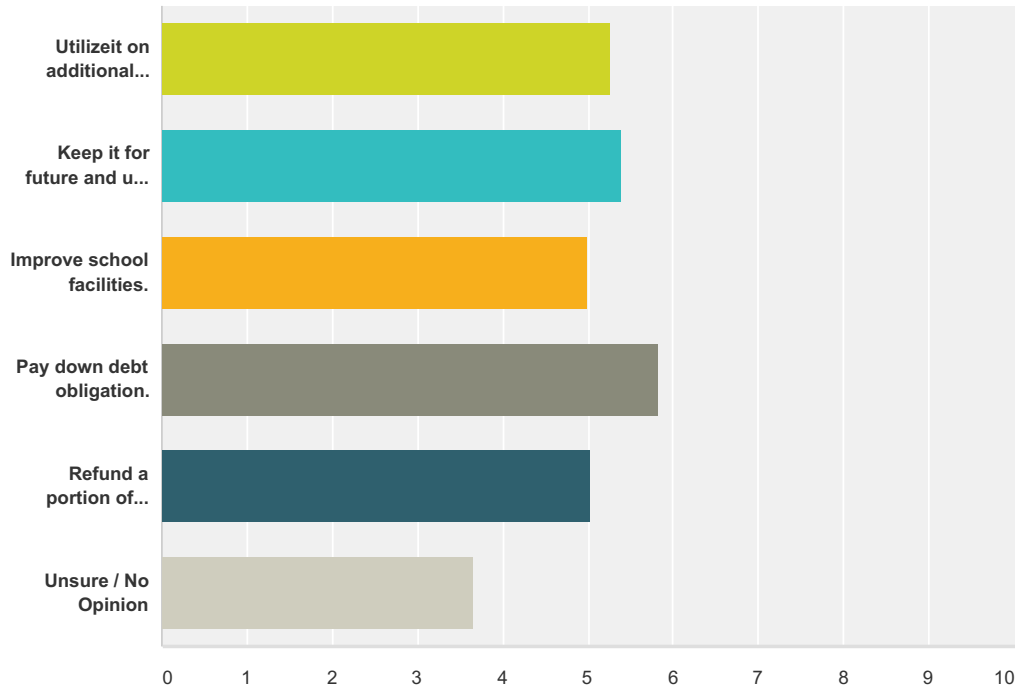
	Strongly Agree	Agree	Disagree	Strongly Disagree	Don't Know/No Opinion	Total
I am satisfied with the financial management of the Winnetka Public Schools.	11.73% 74	32.81% 207	15.06% 95	11.73% 74	28.68% 181	631
I am satisfied with the amount of information I receive about the district.	15.17% 96	49.61% 314	15.80% 100	6.32% 40	13.11% 83	633

2016 Caucus Survey Final

I am satisfied with the performance of the school board.	10.14% 64	36.13% 228	12.52% 79	9.83% 62	31.38% 198	631
I am satisfied with the current physical school facilities.	18.38% 116	48.49% 306	7.92% 50	4.28% 27	20.92% 132	631
I believe the Winnetka Public Schools does a good job of preparing students for success at New Trier or other high school.	26.70% 169	41.39% 262	8.85% 56	7.58% 48	15.48% 98	633
The Winnetka Public schools are leaders in education, innovation and setting standards for education in the local area and nationally.	25.04% 158	37.08% 234	13.00% 82	8.56% 54	16.32% 103	631
Overall I am satisfied with the Winnetka Public Schools.	23.76% 148	45.43% 283	10.27% 64	8.67% 54	11.88% 74	623

Q30 Whatdo you think the Winnetka School Board and administration should do with the budget surplus (rank in order of preference, with 1 being most favored)?

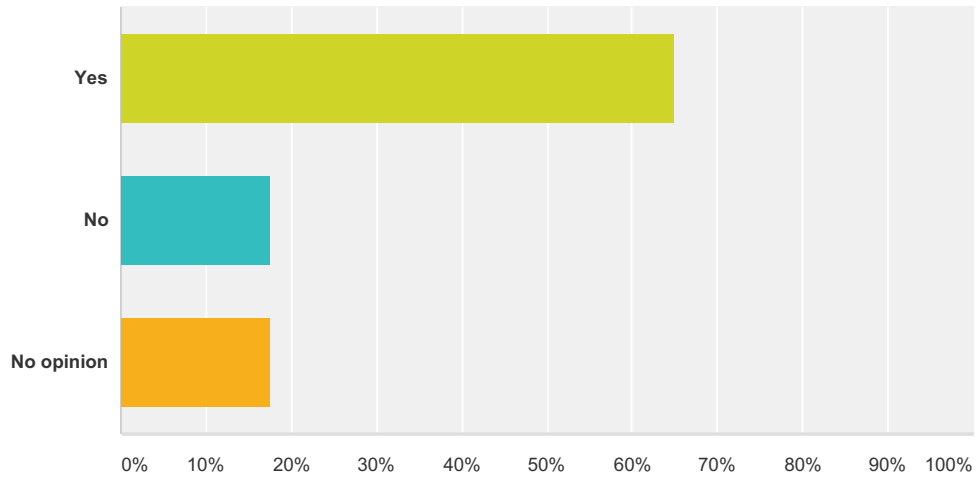
Answered: 650 Skipped: 129



	1	2	3	4	5	6	7	8	9	10	Total	Score
Utilizeit on additional children's education curriculum and services.	24.08% 92	21.20% 81	21.99% 84	23.04% 88	8.64% 33	1.05% 4	0.00% 0	0.00% 0	0.00% 0	0.00% 0	382	5.26
Keep it for future and use when needed.	23.83% 107	24.50% 110	28.06% 126	14.92% 67	7.80% 35	0.89% 4	0.00% 0	0.00% 0	0.00% 0	0.00% 0	449	5.39
Improve school facilities.	15.47% 58	21.87% 82	26.67% 100	20.00% 75	13.60% 51	2.40% 9	0.00% 0	0.00% 0	0.00% 0	0.00% 0	375	4.98
Pay down debt obligation.	35.45% 179	35.05% 177	10.50% 53	14.46% 73	4.36% 22	0.20% 1	0.00% 0	0.00% 0	0.00% 0	0.00% 0	505	5.82
Refund a portion of surplus to tax payers.	37.05% 163	14.55% 64	7.95% 35	5.23% 23	26.36% 116	8.86% 39	0.00% 0	0.00% 0	0.00% 0	0.00% 0	440	5.04
Unsure / No Opinion	27.04% 43	1.89% 3	1.89% 3	3.14% 5	10.06% 16	55.97% 89	0.00% 0	0.00% 0	0.00% 0	0.00% 0	159	3.65

Q31 Would you find it helpful for each of the 4 boards [Village, Library, Parks and Schools] to have periodic information sessions about any new and pertinent issues, co-sponsored by the Caucus?

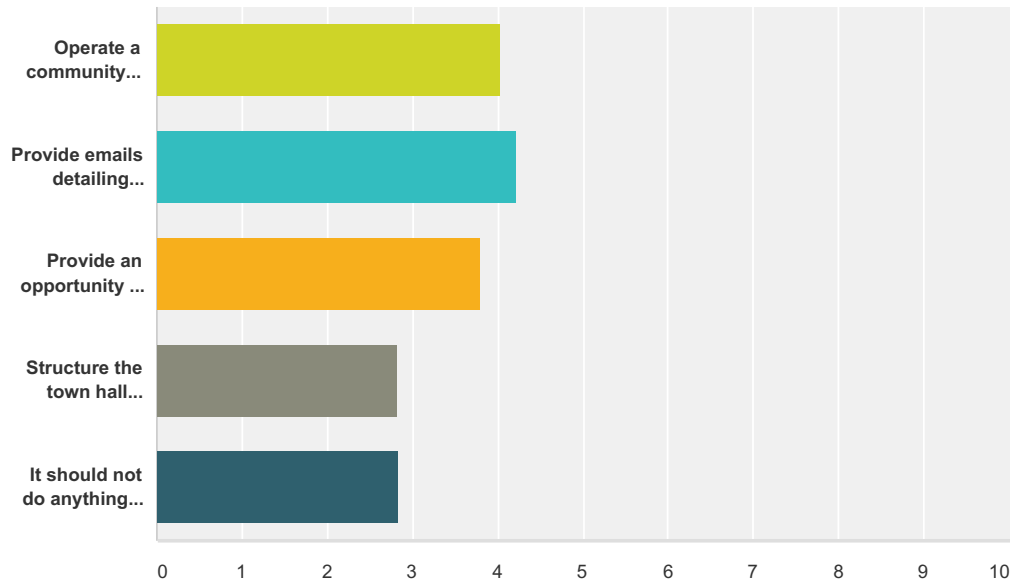
Answered: 678 Skipped: 101



Answer Choices	Responses	
Yes	64.90%	440
No	17.55%	119
No opinion	17.55%	119
Total		678

Q32 What are some ways the Winnetka Caucus Council could better work with residents to improve Winnetka? Rank in order of your preference, with “1” being the most preferable.

Answered: 621 Skipped: 158



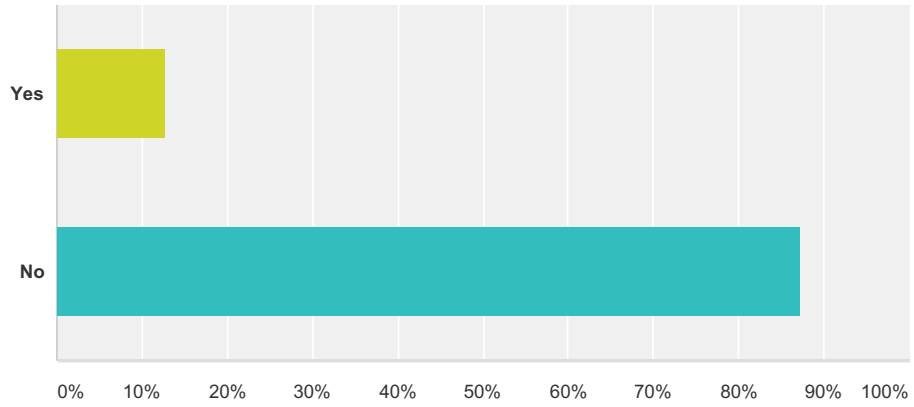
	1	2	3	4	5	Total	Score
Operate a community calendar that would inform residents about events surrounding the four sections of government	42.12% 179	28.71% 122	20.47% 87	7.53% 32	1.18% 5	425	4.03
Provide emails detailing events surrounding the four sections of government	47.31% 211	33.86% 151	13.45% 60	4.04% 18	1.35% 6	446	4.22
Provide an opportunity on the website to submit feedback and comments	28.23% 107	30.61% 116	32.98% 125	7.92% 30	0.26% 1	379	3.79
Structure the town hall meeting differently	16.33% 41	14.74% 37	15.54% 39	40.24% 101	13.15% 33	251	2.81
It should not do anything else	37.88% 75	6.06% 12	2.02% 4	9.09% 18	44.95% 89	198	2.83

Q33 From Question 32: Are there any services you think the Caucus should provide?

Answered: 108 Skipped: 671

Q34 Have you ever served in an elected or appointed position on any of the taxing bodies in the Village?

Answered: 672 Skipped: 107



Answer Choices	Responses	
Yes	12.80%	86
No	87.20%	586
Total		672